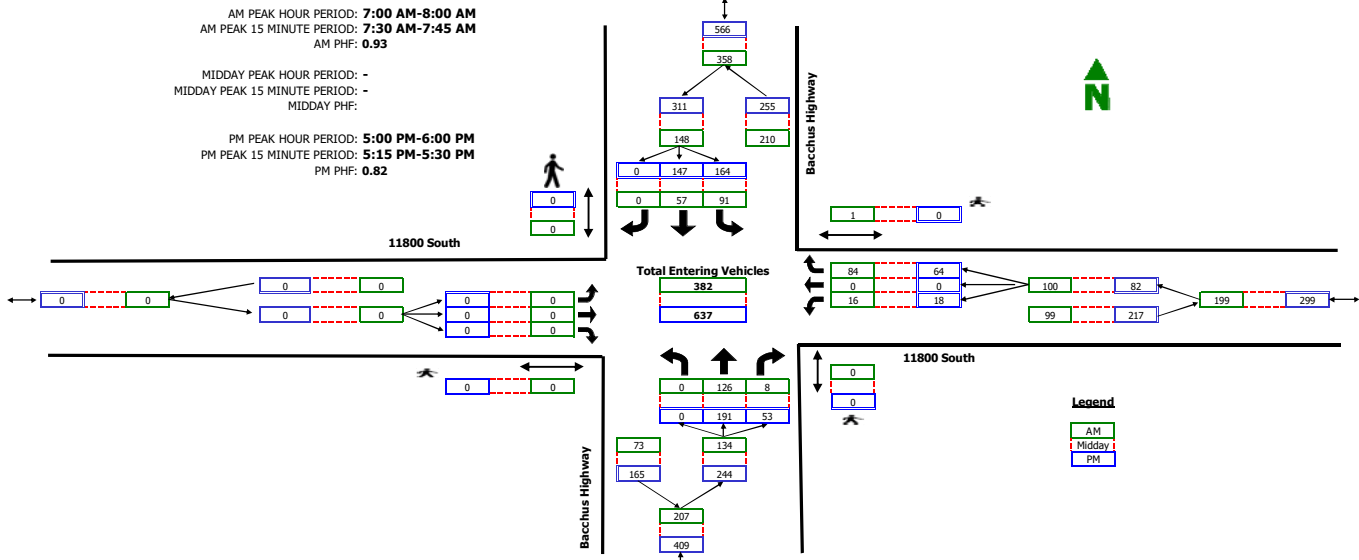


## Intersection Turning Movement Summary

Intersection: Bacchus Highway / 11800 South  
North/South: Bacchus Highway  
East/West: 11800 South  
Jurisdiction: Salt Lake County  
Project Title: Salt Lake County - Olympia TIS Update  
Project No: UT19-1472  
Weather: Clear

Date: 9-10-19, Tue  
Day of Week Adjustment: 100.0%  
Month of Year Adjustment: 100.0%  
Adjustment Station #: 0  
Growth Rate: 0.0%  
Number of Years: 0

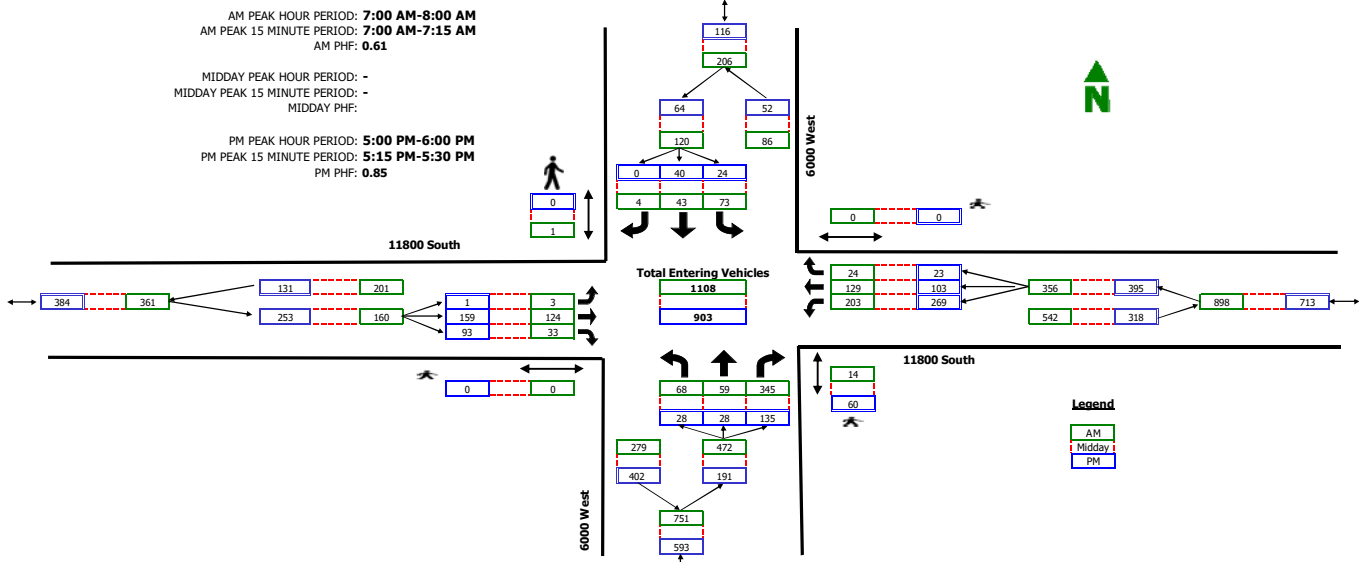


RAW COUNT SUMMARIES	Bacchus Highway Northbound				Bacchus Highway Southbound				11800 South Eastbound				11800 South Westbound				TOTAL
	Left	Thru	Right	Peds	Left	Thru	Right	Peds	Left	Thru	Right	Peds	Left	Thru	Right	Peds	
<b>AM PERIOD COUNTS</b>																	
Period	A	B	C	D	E	F	G	H	I	J	K	L	M	N	O	P	TOTAL
7:00 - 7:15	0	36	3	0	23	7	0	0	0	0	0	0	2	0	22	0	93
7:15 - 7:30	0	30	2	0	24	14	0	0	0	0	0	0	6	0	17	1	93
7:30 - 7:45	0	31	1	0	26	18	0	0	0	0	0	0	3	0	24	0	103
7:45 - 8:00	0	29	2	0	18	18	0	0	0	0	0	0	5	0	21	0	93
8:00 - 8:15	0	17	2	0	24	12	0	0	0	0	0	0	3	0	20	0	78
8:15 - 8:30	0	14	1	0	17	10	0	0	0	0	0	0	1	0	23	0	66
8:30 - 8:45	0	16	0	0	20	8	0	0	0	0	0	0	4	0	18	0	66
8:45 - 9:00	0	8	2	0	22	15	0	0	0	0	0	0	3	0	16	0	66
<b>MIDDAY PERIOD COUNTS</b>																	
Period	A	B	C	D	E	F	G	H	I	J	K	L	M	N	O	P	TOTAL
9:00 - 9:15	0	0	0	0	0	0	0	0	0	0	0	0	0	0	0	0	0
9:15 - 9:30	0	0	0	0	0	0	0	0	0	0	0	0	0	0	0	0	0
9:30 - 9:45	0	0	0	0	0	0	0	0	0	0	0	0	0	0	0	0	0
9:45 - 10:00	0	0	0	0	0	0	0	0	0	0	0	0	0	0	0	0	0
10:00 - 10:15	0	0	0	0	0	0	0	0	0	0	0	0	0	0	0	0	0
10:15 - 10:30	0	0	0	0	0	0	0	0	0	0	0	0	0	0	0	0	0
10:30 - 10:45	0	0	0	0	0	0	0	0	0	0	0	0	0	0	0	0	0
10:45 - 11:00	0	0	0	0	0	0	0	0	0	0	0	0	0	0	0	0	0
11:00 - 11:15	0	0	0	0	0	0	0	0	0	0	0	0	0	0	0	0	0
11:15 - 11:30	0	0	0	0	0	0	0	0	0	0	0	0	0	0	0	0	0
11:30 - 11:45	0	0	0	0	0	0	0	0	0	0	0	0	0	0	0	0	0
11:45 - 12:00	0	0	0	0	0	0	0	0	0	0	0	0	0	0	0	0	0
12:00 - 12:15	0	0	0	0	0	0	0	0	0	0	0	0	0	0	0	0	0
12:15 - 12:30	0	0	0	0	0	0	0	0	0	0	0	0	0	0	0	0	0
12:30 - 12:45	0	0	0	0	0	0	0	0	0	0	0	0	0	0	0	0	0
12:45 - 13:00	0	0	0	0	0	0	0	0	0	0	0	0	0	0	0	0	0
13:00 - 13:15	0	0	0	0	0	0	0	0	0	0	0	0	0	0	0	0	0
13:15 - 13:30	0	0	0	0	0	0	0	0	0	0	0	0	0	0	0	0	0
13:30 - 13:45	0	0	0	0	0	0	0	0	0	0	0	0	0	0	0	0	0
13:45 - 14:00	0	0	0	0	0	0	0	0	0	0	0	0	0	0	0	0	0
14:00 - 14:15	0	0	0	0	0	0	0	0	0	0	0	0	0	0	0	0	0
14:15 - 14:30	0	0	0	0	0	0	0	0	0	0	0	0	0	0	0	0	0
14:30 - 14:45	0	0	0	0	0	0	0	0	0	0	0	0	0	0	0	0	0
14:45 - 15:00	0	0	0	0	0	0	0	0	0	0	0	0	0	0	0	0	0
15:00 - 15:15	0	0	0	0	0	0	0	0	0	0	0	0	0	0	0	0	0
15:15 - 15:30	0	0	0	0	0	0	0	0	0	0	0	0	0	0	0	0	0
15:30 - 15:45	0	0	0	0	0	0	0	0	0	0	0	0	0	0	0	0	0
15:45 - 16:00	0	0	0	0	0	0	0	0	0	0	0	0	0	0	0	0	0
<b>PM PERIOD COUNTS</b>																	
Period	A	B	C	D	E	F	G	H	I	J	K	L	M	N	O	P	TOTAL
16:00 - 16:15	0	22	4	0	23	39	0	0	0	0	0	0	9	0	19	0	116
16:15 - 16:30	0	27	3	0	33	56	0	0	0	0	0	0	14	0	19	0	152
16:30 - 16:45	0	18	6	0	37	39	0	0	0	0	0	0	3	0	22	0	125
16:45 - 17:00	0	33	10	0	36	42	0	0	0	0	0	0	6	0	20	0	147
17:00 - 17:15	0	37	8	0	49	42	0	0	0	0	0	0	6	0	20	0	162
17:15 - 17:30	0	62	18	0	42	46	0	0	0	0	0	0	9	0	18	0	195
17:30 - 17:45	0	62	18	0	40	27	0	0	0	0	0	0	2	0	15	0	164
17:45 - 18:00	0	30	9	0	33	32	0	0	0	0	0	0	1	0	11	0	116

## Intersection Turning Movement Summary

Intersection: 6000 West / 11800 South  
North/South: 6000 West  
East/West: 11800 South  
Jurisdiction: Herriman  
Project Title: Olympia TIS Update  
Project No: UT19-1472  
Weather: Clear

Date: 9-5-19, Thu  
Day of Week Adjustment: 100.0%  
Month of Year Adjustment: 100.0%  
Adjustment Station #: 0  
Growth Rate: 0.0%  
Number of Years: 0

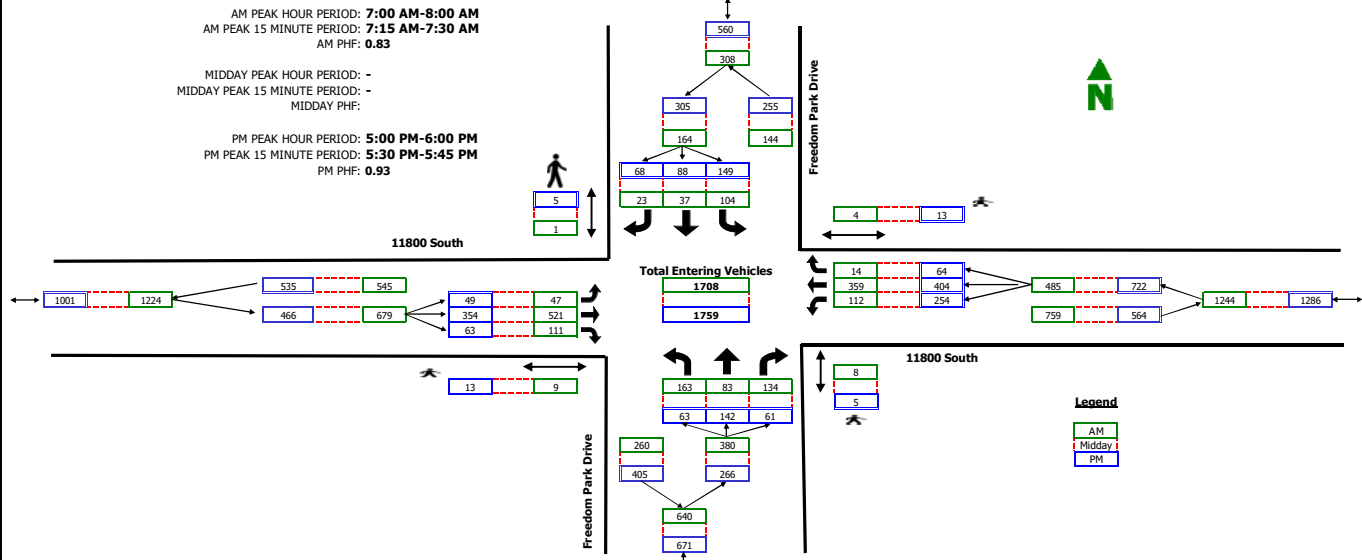


RAW COUNT SUMMARIES	6000 West Northbound				6000 West Southbound				11800 South Eastbound				11800 South Westbound				TOTAL
	Left	Thru	Right	Peds	Left	Thru	Right	Peds	Left	Thru	Right	Peds	Left	Thru	Right	Peds	
<b>AM PERIOD COUNTS</b>																	
Period	A	B	C	D	E	F	G	H	I	J	K	L	M	N	O	P	TOTAL
7:00 - 7:15	17	15	111	11	62	25	2	1	0	60	9	0	84	58	12	0	455
7:15 - 7:30	10	25	80	2	7	5	0	0	2	30	5	0	38	42	7	0	251
7:30 - 7:45	19	5	55	0	1	4	1	0	0	12	5	0	22	15	2	0	141
7:45 - 8:00	22	14	99	1	3	9	1	0	1	22	14	0	59	14	3	0	261
8:00 - 8:15	17	7	73	0	0	6	1	0	0	29	4	0	26	14	3	0	180
8:15 - 8:30	9	2	26	0	5	1	0	0	0	18	7	0	19	11	2	0	100
8:30 - 8:45	9	5	62	0	2	10	1	0	0	17	9	0	38	18	2	0	173
8:45 - 9:00	11	8	58	1	5	7	0	0	1	16	6	0	28	25	1	0	166
<b>MIDDAY PERIOD COUNTS</b>																	
Period	A	B	C	D	E	F	G	H	I	J	K	L	M	N	O	P	TOTAL
9:00 - 9:15	0	0	0	0	0	0	0	0	0	0	0	0	0	0	0	0	0
9:15 - 9:30	0	0	0	0	0	0	0	0	0	0	0	0	0	0	0	0	0
9:30 - 9:45	0	0	0	0	0	0	0	0	0	0	0	0	0	0	0	0	0
9:45 - 10:00	0	0	0	0	0	0	0	0	0	0	0	0	0	0	0	0	0
10:00 - 10:15	0	0	0	0	0	0	0	0	0	0	0	0	0	0	0	0	0
10:15 - 10:30	0	0	0	0	0	0	0	0	0	0	0	0	0	0	0	0	0
10:30 - 10:45	0	0	0	0	0	0	0	0	0	0	0	0	0	0	0	0	0
10:45 - 11:00	0	0	0	0	0	0	0	0	0	0	0	0	0	0	0	0	0
11:00 - 11:15	0	0	0	0	0	0	0	0	0	0	0	0	0	0	0	0	0
11:15 - 11:30	0	0	0	0	0	0	0	0	0	0	0	0	0	0	0	0	0
11:30 - 11:45	0	0	0	0	0	0	0	0	0	0	0	0	0	0	0	0	0
11:45 - 12:00	0	0	0	0	0	0	0	0	0	0	0	0	0	0	0	0	0
12:00 - 12:15	0	0	0	0	0	0	0	0	0	0	0	0	0	0	0	0	0
12:15 - 12:30	0	0	0	0	0	0	0	0	0	0	0	0	0	0	0	0	0
12:30 - 12:45	0	0	0	0	0	0	0	0	0	0	0	0	0	0	0	0	0
12:45 - 13:00	0	0	0	0	0	0	0	0	0	0	0	0	0	0	0	0	0
13:00 - 13:15	0	0	0	0	0	0	0	0	0	0	0	0	0	0	0	0	0
13:15 - 13:30	0	0	0	0	0	0	0	0	0	0	0	0	0	0	0	0	0
13:30 - 13:45	0	0	0	0	0	0	0	0	0	0	0	0	0	0	0	0	0
13:45 - 14:00	0	0	0	0	0	0	0	0	0	0	0	0	0	0	0	0	0
14:00 - 14:15	0	0	0	0	0	0	0	0	0	0	0	0	0	0	0	0	0
14:15 - 14:30	0	0	0	0	0	0	0	0	0	0	0	0	0	0	0	0	0
14:30 - 14:45	0	0	0	0	0	0	0	0	0	0	0	0	0	0	0	0	0
14:45 - 15:00	0	0	0	0	0	0	0	0	0	0	0	0	0	0	0	0	0
15:00 - 15:15	0	0	0	0	0	0	0	0	0	0	0	0	0	0	0	0	0
15:15 - 15:30	0	0	0	0	0	0	0	0	0	0	0	0	0	0	0	0	0
15:30 - 15:45	0	0	0	0	0	0	0	0	0	0	0	0	0	0	0	0	0
15:45 - 16:00	0	0	0	0	0	0	0	0	0	0	0	0	0	0	0	0	0
<b>PM PERIOD COUNTS</b>																	
Period	A	B	C	D	E	F	G	H	I	J	K	L	M	N	O	P	TOTAL
16:00 - 16:15	15	2	47	4	2	5	0	0	0	31	12	0	51	24	6	0	195
16:15 - 16:30	10	5	32	1	6	4	0	0	0	31	31	0	42	21	8	0	190
16:30 - 16:45	12	7	31	2	4	6	0	0	0	27	16	0	48	21	6	0	178
16:45 - 17:00	7	8	37	2	8	10	1	0	0	32	20	0	50	20	5	0	198
17:00 - 17:15	5	3	33	2	3	11	0	0	0	39	23	0	54	31	3	0	205
17:15 - 17:30	9	8	38	37	6	11	0	0	0	47	28	0	85	26	7	0	265
17:30 - 17:45	10	10	34	17	3	4	0	0	1	44	17	0	65	23	5	0	216
17:45 - 18:00	4	7	30	4	12	14	0	0	0	29	25	0	65	23	8	0	217

## Intersection Turning Movement Summary

Intersection: Freedom Park Drive / 11800 South  
North/South: Freedom Park Drive  
East/West: 11800 South  
Jurisdiction: Herriman  
Project Title: Olympia TIS Update  
Project No: UT19-1472  
Weather: Clear

Date: 9-5-19, Thu  
Day of Week Adjustment: 100.0%  
Month of Year Adjustment: 100.0%  
Adjustment Station #: 0  
Growth Rate: 0.0%  
Number of Years: 0

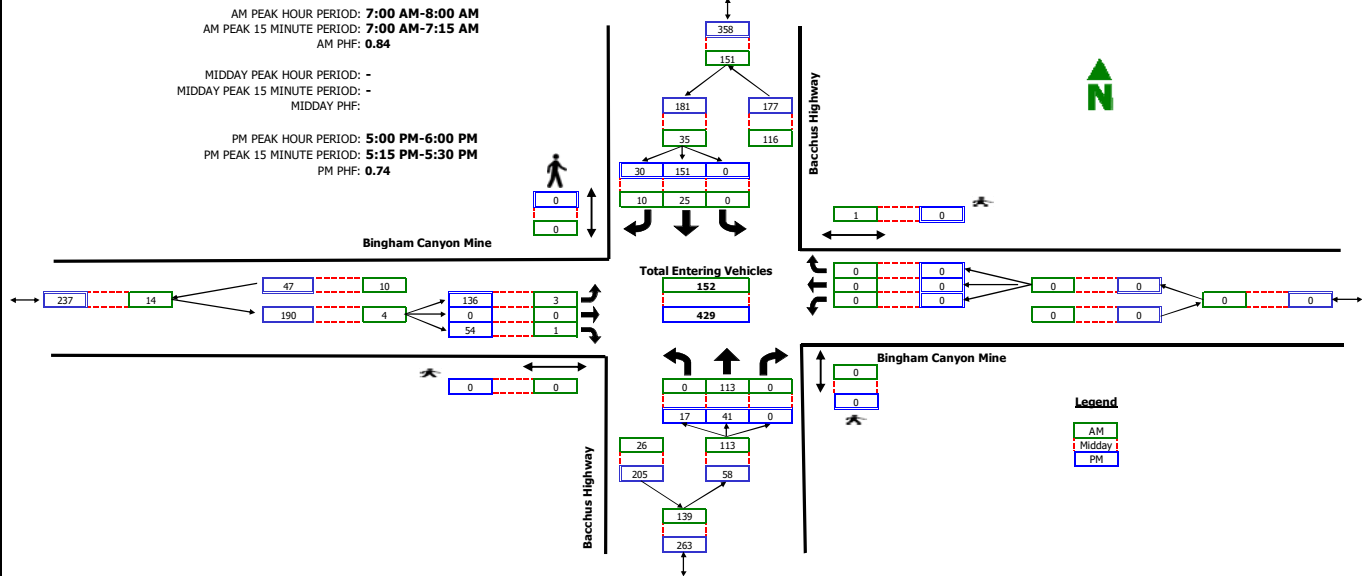


RAW COUNT SUMMARIES	Freedom Park Drive Northbound				Freedom Park Drive Southbound				11800 South Eastbound				11800 South Westbound				TOTAL
	Left	Thru	Right	Peds	Left	Thru	Right	Peds	Left	Thru	Right	Peds	Left	Thru	Right	Peds	
<b>AM PERIOD COUNTS</b>																	
Period	A	B	C	D	E	F	G	H	I	J	K	L	M	N	O	P	TOTAL
7:00 - 7:15	91	17	21	1	23	4	4	0	8	139	23	2	24	152	1	0	507
7:15 - 7:30	42	19	46	4	25	9	8	1	13	171	32	3	37	107	4	3	513
7:30 - 7:45	18	21	34	2	22	18	3	0	9	101	38	3	30	54	4	1	352
7:45 - 8:00	12	26	33	1	34	6	8	0	17	110	18	1	21	46	5	0	336
8:00 - 8:15	9	13	26	0	31	13	4	0	23	134	17	1	33	36	4	2	343
8:15 - 8:30	9	18	18	2	25	8	5	4	9	81	11	0	21	36	6	0	247
8:30 - 8:45	12	23	20	0	20	22	11	1	17	77	24	0	26	35	10	1	297
8:45 - 9:00	10	32	26	1	23	20	3	0	17	87	20	0	23	41	11	0	313
<b>MIDDAY PERIOD COUNTS</b>																	
Period	A	B	C	D	E	F	G	H	I	J	K	L	M	N	O	P	TOTAL
9:00 - 9:15	0	0	0	0	0	0	0	0	0	0	0	0	0	0	0	0	0
9:15 - 9:30	0	0	0	0	0	0	0	0	0	0	0	0	0	0	0	0	0
9:30 - 9:45	0	0	0	0	0	0	0	0	0	0	0	0	0	0	0	0	0
9:45 - 10:00	0	0	0	0	0	0	0	0	0	0	0	0	0	0	0	0	0
10:00 - 10:15	0	0	0	0	0	0	0	0	0	0	0	0	0	0	0	0	0
10:15 - 10:30	0	0	0	0	0	0	0	0	0	0	0	0	0	0	0	0	0
10:30 - 10:45	0	0	0	0	0	0	0	0	0	0	0	0	0	0	0	0	0
10:45 - 11:00	0	0	0	0	0	0	0	0	0	0	0	0	0	0	0	0	0
11:00 - 11:15	0	0	0	0	0	0	0	0	0	0	0	0	0	0	0	0	0
11:15 - 11:30	0	0	0	0	0	0	0	0	0	0	0	0	0	0	0	0	0
11:30 - 11:45	0	0	0	0	0	0	0	0	0	0	0	0	0	0	0	0	0
11:45 - 12:00	0	0	0	0	0	0	0	0	0	0	0	0	0	0	0	0	0
12:00 - 12:15	0	0	0	0	0	0	0	0	0	0	0	0	0	0	0	0	0
12:15 - 12:30	0	0	0	0	0	0	0	0	0	0	0	0	0	0	0	0	0
12:30 - 12:45	0	0	0	0	0	0	0	0	0	0	0	0	0	0	0	0	0
12:45 - 13:00	0	0	0	0	0	0	0	0	0	0	0	0	0	0	0	0	0
13:00 - 13:15	0	0	0	0	0	0	0	0	0	0	0	0	0	0	0	0	0
13:15 - 13:30	0	0	0	0	0	0	0	0	0	0	0	0	0	0	0	0	0
13:30 - 13:45	0	0	0	0	0	0	0	0	0	0	0	0	0	0	0	0	0
13:45 - 14:00	0	0	0	0	0	0	0	0	0	0	0	0	0	0	0	0	0
14:00 - 14:15	0	0	0	0	0	0	0	0	0	0	0	0	0	0	0	0	0
14:15 - 14:30	0	0	0	0	0	0	0	0	0	0	0	0	0	0	0	0	0
14:30 - 14:45	0	0	0	0	0	0	0	0	0	0	0	0	0	0	0	0	0
14:45 - 15:00	0	0	0	0	0	0	0	0	0	0	0	0	0	0	0	0	0
15:00 - 15:15	0	0	0	0	0	0	0	0	0	0	0	0	0	0	0	0	0
15:15 - 15:30	0	0	0	0	0	0	0	0	0	0	0	0	0	0	0	0	0
15:30 - 15:45	0	0	0	0	0	0	0	0	0	0	0	0	0	0	0	0	0
15:45 - 16:00	0	0	0	0	0	0	0	0	0	0	0	0	0	0	0	0	0
<b>PM PERIOD COUNTS</b>																	
Period	A	B	C	D	E	F	G	H	I	J	K	L	M	N	O	P	TOTAL
16:00 - 16:15	18	25	17	0	34	23	12	3	15	72	7	2	38	78	12	2	351
16:15 - 16:30	14	20	17	2	34	13	8	2	12	80	11	4	38	103	9	4	359
16:30 - 16:45	17	25	11	4	23	29	9	3	11	71	10	4	57	100	16	2	379
16:45 - 17:00	23	22	14	5	33	23	10	8	13	78	10	0	49	96	18	1	389
17:00 - 17:15	17	33	12	1	32	23	15	2	12	77	16	2	65	120	10	8	432
17:15 - 17:30	11	32	18	0	30	18	16	2	12	113	19	7	54	80	12	2	415
17:30 - 17:45	16	41	15	2	44	29	19	1	13	81	14	2	67	116	17	2	472
17:45 - 18:00	19	36	16	2	43	18	18	0	12	83	14	2	68	88	25	1	440

## Intersection Turning Movement Summary

Intersection: Bacchus Highway / Bingham Canyon Mine  
North/South: Bacchus Highway  
East/West: Bingham Canyon Mine  
Jurisdiction: Salt Lake County  
Project Title: Salt Lake County - Olympia TIS Update  
Project No: UT19-1472  
Weather: Clear

Date: 9-10-19, Tue  
Day of Week Adjustment: 100.0%  
Month of Year Adjustment: 100.0%  
Adjustment Station #: 0  
Growth Rate: 0.0%  
Number of Years: 0



RAW COUNT SUMMARIES	Bacchus Highway Northbound				Bacchus Highway Southbound				Bingham Canyon Mine Eastbound				Bingham Canyon Mine Westbound				TOTAL
	Left	Thru	Right	Peds	Left	Thru	Right	Peds	Left	Thru	Right	Peds	Left	Thru	Right	Peds	
<b>AM PERIOD COUNTS</b>																	
Period	A	B	C	D	E	F	G	H	I	J	K	L	M	N	O	P	TOTAL
7:00 - 7:15	0	36	0	0	0	6	2	0	1	0	0	0	0	0	0	1	45
7:15 - 7:30	0	31	0	0	0	5	2	0	0	0	0	0	0	0	0	0	38
7:30 - 7:45	0	25	0	0	0	7	0	0	2	0	1	0	0	0	0	0	35
7:45 - 8:00	0	21	0	0	0	7	6	0	0	0	0	0	0	0	0	0	34
8:00 - 8:15	0	16	0	0	0	13	0	0	0	0	0	0	0	0	0	0	29
8:15 - 8:30	0	14	0	0	0	7	0	0	0	0	0	0	0	0	0	0	21
8:30 - 8:45	0	14	0	0	0	6	1	0	0	0	0	0	0	0	0	0	21
8:45 - 9:00	1	7	0	0	0	7	0	0	1	0	0	0	0	0	0	0	16
<b>MIDDAY PERIOD COUNTS</b>																	
Period	A	B	C	D	E	F	G	H	I	J	K	L	M	N	O	P	TOTAL
9:00 - 9:15	0	0	0	0	0	0	0	0	0	0	0	0	0	0	0	0	0
9:15 - 9:30	0	0	0	0	0	0	0	0	0	0	0	0	0	0	0	0	0
9:30 - 9:45	0	0	0	0	0	0	0	0	0	0	0	0	0	0	0	0	0
9:45 - 10:00	0	0	0	0	0	0	0	0	0	0	0	0	0	0	0	0	0
10:00 - 10:15	0	0	0	0	0	0	0	0	0	0	0	0	0	0	0	0	0
10:15 - 10:30	0	0	0	0	0	0	0	0	0	0	0	0	0	0	0	0	0
10:30 - 10:45	0	0	0	0	0	0	0	0	0	0	0	0	0	0	0	0	0
10:45 - 11:00	0	0	0	0	0	0	0	0	0	0	0	0	0	0	0	0	0
11:00 - 11:15	0	0	0	0	0	0	0	0	0	0	0	0	0	0	0	0	0
11:15 - 11:30	0	0	0	0	0	0	0	0	0	0	0	0	0	0	0	0	0
11:30 - 11:45	0	0	0	0	0	0	0	0	0	0	0	0	0	0	0	0	0
11:45 - 12:00	0	0	0	0	0	0	0	0	0	0	0	0	0	0	0	0	0
12:00 - 12:15	0	0	0	0	0	0	0	0	0	0	0	0	0	0	0	0	0
12:15 - 12:30	0	0	0	0	0	0	0	0	0	0	0	0	0	0	0	0	0
12:30 - 12:45	0	0	0	0	0	0	0	0	0	0	0	0	0	0	0	0	0
12:45 - 13:00	0	0	0	0	0	0	0	0	0	0	0	0	0	0	0	0	0
13:00 - 13:15	0	0	0	0	0	0	0	0	0	0	0	0	0	0	0	0	0
13:15 - 13:30	0	0	0	0	0	0	0	0	0	0	0	0	0	0	0	0	0
13:30 - 13:45	0	0	0	0	0	0	0	0	0	0	0	0	0	0	0	0	0
13:45 - 14:00	0	0	0	0	0	0	0	0	0	0	0	0	0	0	0	0	0
14:00 - 14:15	0	0	0	0	0	0	0	0	0	0	0	0	0	0	0	0	0
14:15 - 14:30	0	0	0	0	0	0	0	0	0	0	0	0	0	0	0	0	0
14:30 - 14:45	0	0	0	0	0	0	0	0	0	0	0	0	0	0	0	0	0
14:45 - 15:00	0	0	0	0	0	0	0	0	0	0	0	0	0	0	0	0	0
15:00 - 15:15	0	0	0	0	0	0	0	0	0	0	0	0	0	0	0	0	0
15:15 - 15:30	0	0	0	0	0	0	0	0	0	0	0	0	0	0	0	0	0
15:30 - 15:45	0	0	0	0	0	0	0	0	0	0	0	0	0	0	0	0	0
15:45 - 16:00	0	0	0	0	0	0	0	0	0	0	0	0	0	0	0	0	0
<b>PM PERIOD COUNTS</b>																	
Period	A	B	C	D	E	F	G	H	I	J	K	L	M	N	O	P	TOTAL
16:00 - 16:15	11	15	0	0	0	22	23	0	3	0	5	0	0	0	0	0	79
16:15 - 16:30	8	17	0	0	0	31	32	0	7	0	5	0	0	0	0	0	100
16:30 - 16:45	4	13	0	0	0	33	10	0	12	0	10	0	0	0	0	0	82
16:45 - 17:00	2	16	0	0	0	41	3	0	12	0	4	0	0	0	0	0	78
17:00 - 17:15	5	13	0	0	0	36	17	0	18	0	5	0	0	0	0	0	94
17:15 - 17:30	11	8	0	0	0	51	10	0	47	0	17	0	0	0	0	0	144
17:30 - 17:45	1	9	0	0	0	30	3	0	51	0	24	0	0	0	0	0	118
17:45 - 18:00	0	11	0	0	0	34	3	0	20	0	8	0	0	0	0	0	73

## Intersection Turning Movement Summary

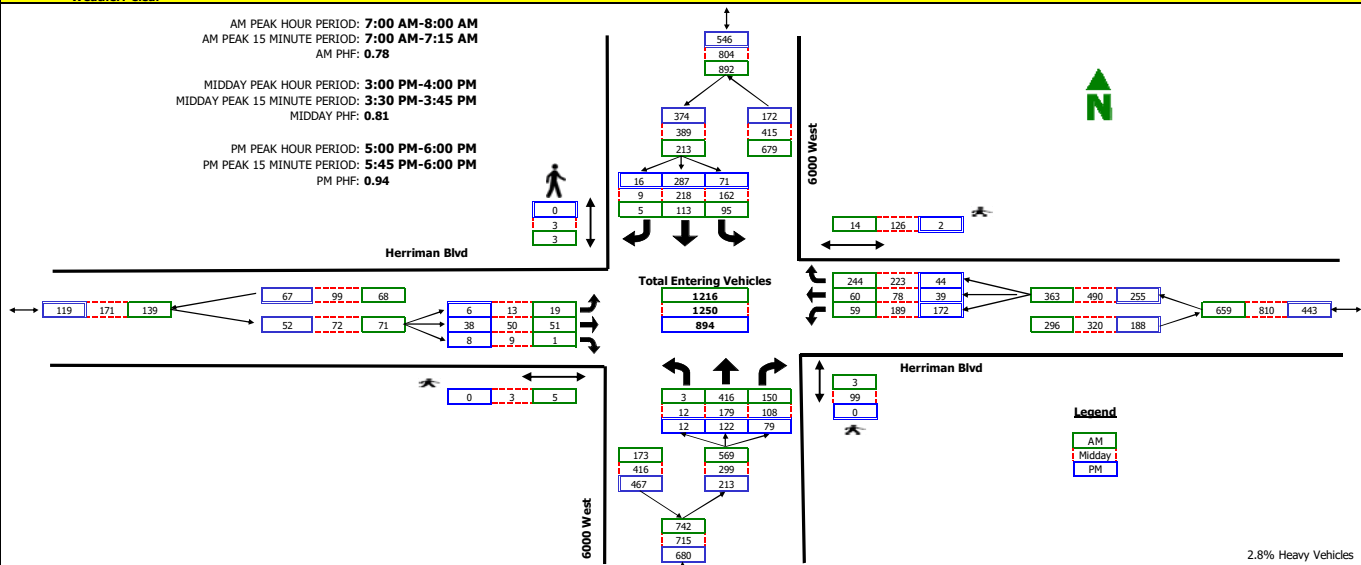
Intersection: 6000 West / Herriman Blvd  
North/South: 6000 West  
East/West: Herriman Blvd  
Jurisdiction: Herriman  
Project Title: Olympia TIS Update  
Project No: UT19-1472  
Weather: Clear

Date: 9-5-19, Thu  
Day of Week Adjustment: 100.0%  
Month of Year Adjustment: 100.0%  
Adjustment Station #: 0  
Growth Rate: 0.0%  
Number of Years: 0

AM PEAK HOUR PERIOD: 7:00 AM-8:00 AM  
AM PEAK 15 MINUTE PERIOD: 7:00 AM-7:15 AM  
AM PHF: 0.78

MIDDAY PEAK HOUR PERIOD: 3:00 PM-4:00 PM  
MIDDAY PEAK 15 MINUTE PERIOD: 3:30 PM-3:45 PM  
MIDDAY PHF: 0.81

PM PEAK HOUR PERIOD: 5:00 PM-6:00 PM  
PM PEAK 15 MINUTE PERIOD: 5:45 PM-6:00 PM  
PM PHF: 0.94

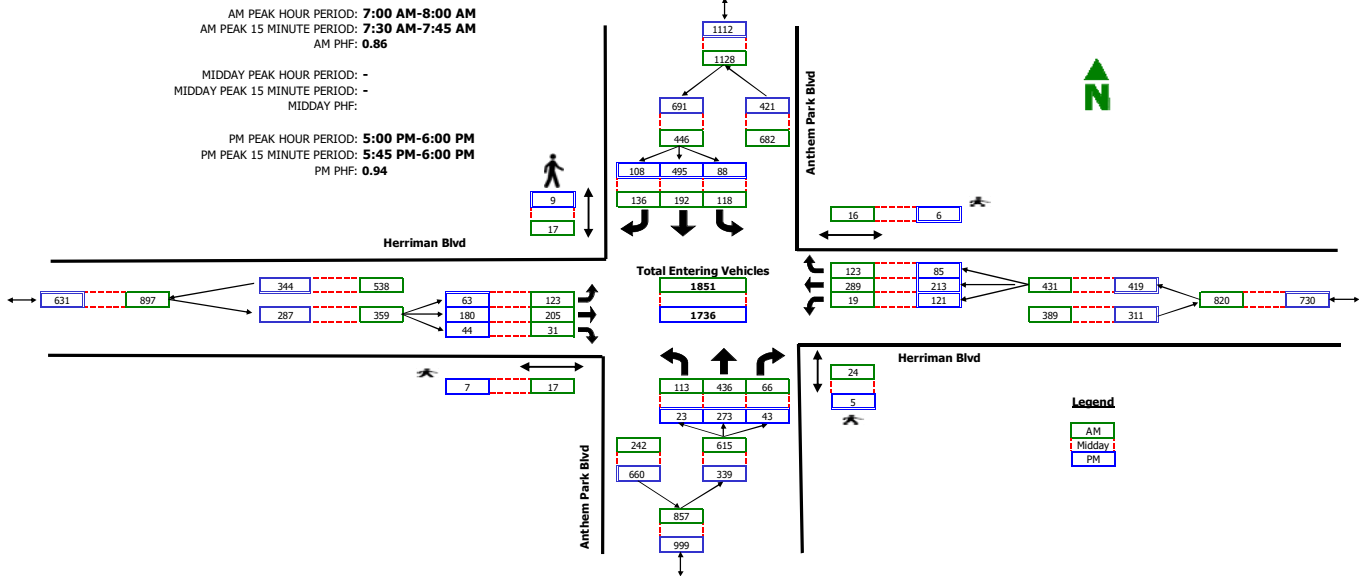


RAW COUNT SUMMARIES	6000 West Northbound				6000 West Southbound				Herriman Blvd Eastbound				Herriman Blvd Westbound				TOTAL
	Left	Thru	Right	Peds	Left	Thru	Right	Peds	Left	Thru	Right	Peds	Left	Thru	Right	Peds	
<b>AM PERIOD COUNTS</b>																	
Period	A	B	C	D	E	F	G	H	I	J	K	L	M	N	O	P	TOTAL
7:00 - 7:15	0	174	24	1	16	33	3	1	6	12	0	1	8	17	95	5	388
7:15 - 7:30	0	120	42	0	25	38	0	2	9	16	1	1	12	11	93	1	367
7:30 - 7:45	3	46	52	1	31	18	0	0	3	17	0	1	27	16	30	0	243
7:45 - 8:00	0	76	32	1	23	24	2	0	1	6	0	2	12	16	26	8	218
8:00 - 8:15	3	68	23	6	50	49	4	0	3	25	1	0	21	11	33	28	291
8:15 - 8:30	0	22	19	1	12	18	1	0	1	14	0	0	16	11	27	2	141
8:30 - 8:45	0	37	35	8	21	15	2	0	2	24	0	0	27	15	19	10	197
8:45 - 9:00	0	37	29	7	20	24	2	0	1	20	1	0	29	11	38	8	212
<b>MIDDAY PERIOD COUNTS</b>																	
Period	A	B	C	D	E	F	G	H	I	J	K	L	M	N	O	P	TOTAL
9:00 - 9:15	1	17	16	2	8	20	2	0	2	7	1	1	17	13	16	3	120
9:15 - 9:30	2	42	13	0	9	13	1	0	1	10	1	1	16	12	14	0	134
9:30 - 9:45	1	25	12	0	9	22	5	2	1	15	1	0	10	9	7	0	117
9:45 - 10:00	1	23	9	1	6	16	2	1	1	10	3	2	16	5	10	4	102
10:00 - 10:15	1	14	9	0	5	16	0	0	5	11	0	1	12	6	10	3	89
10:15 - 10:30	1	17	6	0	2	21	4	0	1	11	0	1	6	6	14	1	89
10:30 - 10:45	0	20	10	1	10	12	2	0	1	8	0	1	7	9	7	0	86
10:45 - 11:00	1	17	13	1	20	20	2	0	1	8	0	0	12	5	18	1	117
11:00 - 11:15	0	6	16	0	17	33	0	2	5	9	0	3	12	10	11	4	119
11:15 - 11:30	4	41	16	0	25	25	1	0	3	6	2	0	25	4	17	4	169
11:30 - 11:45	2	35	13	0	7	15	2	0	2	19	0	0	26	16	25	0	162
11:45 - 12:00	0	18	12	0	9	18	2	0	3	13	3	0	15	10	14	1	117
12:00 - 12:15	2	16	14	3	10	23	5	0	3	10	5	1	19	16	14	0	137
12:15 - 12:30	0	25	14	0	26	53	1	3	2	6	2	0	16	13	8	1	166
12:30 - 12:45	2	24	14	0	11	26	2	2	2	13	1	0	19	10	13	1	137
12:45 - 13:00	5	42	19	0	19	21	1	0	1	10	2	0	28	9	37	0	194
13:00 - 13:15	0	15	14	1	9	43	2	0	0	7	1	1	22	14	14	0	141
13:15 - 13:30	1	13	10	0	6	17	3	0	2	12	2	0	19	9	11	1	105
13:30 - 13:45	1	19	13	0	6	13	1	1	2	10	1	0	21	15	11	0	113
13:45 - 14:00	1	15	7	0	5	23	0	0	1	15	2	0	25	7	16	0	117
14:00 - 14:15	2	24	8	0	7	44	1	0	1	3	1	0	25	8	24	0	148
14:15 - 14:30	0	36	13	0	20	36	2	1	2	2	2	0	24	6	40	0	183
14:30 - 14:45	0	37	19	3	61	121	4	1	4	10	1	1	26	3	21	7	307
14:45 - 15:00	0	21	40	0	26	54	1	0	1	16	2	0	40	5	24	1	230
15:00 - 15:15	4	43	24	1	39	48	3	0	3	11	1	0	42	14	42	1	274
15:15 - 15:30	5	53	27	11	21	41	2	3	3	14	2	3	47	11	60	38	286
15:30 - 15:45	3	46	38	73	61	70	2	0	5	15	5	0	45	30	68	70	388
15:45 - 16:00	0	37	19	14	41	59	2	0	2	10	1	0	55	23	53	17	302
<b>PM PERIOD COUNTS</b>																	
Period	A	B	C	D	E	F	G	H	I	J	K	L	M	N	O	P	TOTAL
16:00 - 16:15	1	33	15	0	19	47	3	0	0	11	1	0	40	11	17	0	198
16:15 - 16:30	2	24	14	0	18	61	1	0	2	14	3	2	41	8	18	0	206
16:30 - 16:45	2	29	15	0	10	53	1	2	5	13	3	0	33	11	15	1	190
16:45 - 17:00	4	26	15	0	19	78	2	0	0	10	2	0	46	7	14	0	223
17:00 - 17:15	3	29	17	0	20	67	5	0	2	11	4	0	42	15	9	0	224
17:15 - 17:30	6	28	21	0	19	81	4	0	1	8	3	0	41	7	13	1	232
17:30 - 17:45	0	28	21	0	16	68	4	0	2	2	0	0	41	10	8	1	200
17:45 - 18:00	3	37	20	0	16	71	3	0	1	17	1	0	48	7	14	0	238

## Intersection Turning Movement Summary

Intersection: Anthem Park Blvd / Herriman Blvd  
North/South: Anthem Park Blvd  
East/West: Herriman Blvd  
Jurisdiction: Herriman  
Project Title: Olympia TIS Update  
Project No: UT19-1472  
Weather: Clear

Date: 9-4-19, Wed  
Day of Week Adjustment: 100.0%  
Month of Year Adjustment: 100.0%  
Adjustment Station #: 0  
Growth Rate: 0.0%  
Number of Years: 0

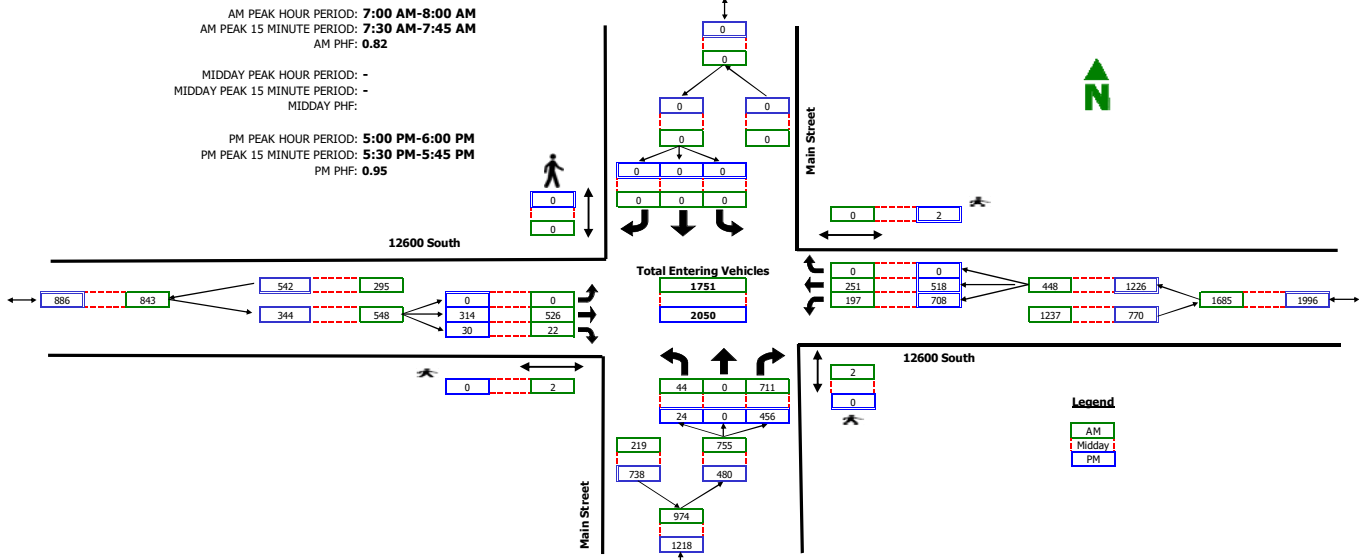


RAW COUNT SUMMARIES	Anthem Park Blvd Northbound				Anthem Park Blvd Southbound				Herriman Blvd Eastbound				Herriman Blvd Westbound				TOTAL
	Left	Thru	Right	Peds	Left	Thru	Right	Peds	Left	Thru	Right	Peds	Left	Thru	Right	Peds	
<b>AM PERIOD COUNTS</b>																	
Period	A	B	C	D	E	F	G	H	I	J	K	L	M	N	O	P	TOTAL
7:00 - 7:15	39	104	23	0	14	33	20	0	11	47	5	7	4	73	18	2	391
7:15 - 7:30	28	138	15	6	18	42	28	14	39	52	10	6	4	73	39	1	486
7:30 - 7:45	19	120	14	12	56	73	47	3	53	48	6	3	0	48	54	8	538
7:45 - 8:00	27	74	14	6	30	44	41	0	20	58	10	1	11	95	12	5	436
8:00 - 8:15	28	85	24	5	10	33	28	0	31	97	22	0	5	63	9	4	435
8:15 - 8:30	7	73	20	0	11	32	20	1	20	43	10	0	5	33	10	2	284
8:30 - 8:45	4	42	13	0	17	33	15	0	29	51	5	0	4	52	12	58	277
8:45 - 9:00	4	55	15	0	16	26	16	0	49	56	11	0	5	26	8	23	287
<b>MIDDAY PERIOD COUNTS</b>																	
Period	A	B	C	D	E	F	G	H	I	J	K	L	M	N	O	P	TOTAL
9:00 - 9:15	0	0	0	0	0	0	0	0	0	0	0	0	0	0	0	0	0
9:15 - 9:30	0	0	0	0	0	0	0	0	0	0	0	0	0	0	0	0	0
9:30 - 9:45	0	0	0	0	0	0	0	0	0	0	0	0	0	0	0	0	0
9:45 - 10:00	0	0	0	0	0	0	0	0	0	0	0	0	0	0	0	0	0
10:00 - 10:15	0	0	0	0	0	0	0	0	0	0	0	0	0	0	0	0	0
10:15 - 10:30	0	0	0	0	0	0	0	0	0	0	0	0	0	0	0	0	0
10:30 - 10:45	0	0	0	0	0	0	0	0	0	0	0	0	0	0	0	0	0
10:45 - 11:00	0	0	0	0	0	0	0	0	0	0	0	0	0	0	0	0	0
11:00 - 11:15	0	0	0	0	0	0	0	0	0	0	0	0	0	0	0	0	0
11:15 - 11:30	0	0	0	0	0	0	0	0	0	0	0	0	0	0	0	0	0
11:30 - 11:45	0	0	0	0	0	0	0	0	0	0	0	0	0	0	0	0	0
11:45 - 12:00	0	0	0	0	0	0	0	0	0	0	0	0	0	0	0	0	0
12:00 - 12:15	0	0	0	0	0	0	0	0	0	0	0	0	0	0	0	0	0
12:15 - 12:30	0	0	0	0	0	0	0	0	0	0	0	0	0	0	0	0	0
12:30 - 12:45	0	0	0	0	0	0	0	0	0	0	0	0	0	0	0	0	0
12:45 - 13:00	0	0	0	0	0	0	0	0	0	0	0	0	0	0	0	0	0
13:00 - 13:15	0	0	0	0	0	0	0	0	0	0	0	0	0	0	0	0	0
13:15 - 13:30	0	0	0	0	0	0	0	0	0	0	0	0	0	0	0	0	0
13:30 - 13:45	0	0	0	0	0	0	0	0	0	0	0	0	0	0	0	0	0
13:45 - 14:00	0	0	0	0	0	0	0	0	0	0	0	0	0	0	0	0	0
14:00 - 14:15	0	0	0	0	0	0	0	0	0	0	0	0	0	0	0	0	0
14:15 - 14:30	0	0	0	0	0	0	0	0	0	0	0	0	0	0	0	0	0
14:30 - 14:45	0	0	0	0	0	0	0	0	0	0	0	0	0	0	0	0	0
14:45 - 15:00	0	0	0	0	0	0	0	0	0	0	0	0	0	0	0	0	0
15:00 - 15:15	0	0	0	0	0	0	0	0	0	0	0	0	0	0	0	0	0
15:15 - 15:30	0	0	0	0	0	0	0	0	0	0	0	0	0	0	0	0	0
15:30 - 15:45	0	0	0	0	0	0	0	0	0	0	0	0	0	0	0	0	0
15:45 - 16:00	0	0	0	0	0	0	0	0	0	0	0	0	0	0	0	0	0
<b>PM PERIOD COUNTS</b>																	
Period	A	B	C	D	E	F	G	H	I	J	K	L	M	N	O	P	TOTAL
16:00 - 16:15	14	63	13	0	20	89	23	0	16	57	9	0	18	54	10	5	386
16:15 - 16:30	9	49	12	1	20	89	13	2	5	34	6	0	22	53	15	1	327
16:30 - 16:45	11	54	20	3	11	84	17	0	10	29	7	0	25	59	10	1	337
16:45 - 17:00	10	65	6	2	10	133	24	0	10	38	11	2	18	57	16	0	398
17:00 - 17:15	4	64	12	3	19	116	24	1	14	38	8	3	22	53	16	3	390
17:15 - 17:30	10	57	6	1	15	145	32	7	10	32	13	3	39	54	14	2	427
17:30 - 17:45	5	71	18	0	28	104	21	1	24	60	14	0	32	55	23	0	455
17:45 - 18:00	4	81	7	1	26	130	31	0	15	50	9	1	28	51	32	1	464

## Intersection Turning Movement Summary

Intersection: Main Street / 12600 South  
North/South: Main Street  
East/West: 12600 South  
Jurisdiction: Herriman  
Project Title: Herriman Automall TIS  
Project No: UT19-1421  
Weather: Clear

Date: 2-27-19, Wed  
Day of Week Adjustment: 100.0%  
Month of Year Adjustment: 100.0%  
Adjustment Station #: 0  
Growth Rate: 0.0%  
Number of Years: 0



RAW COUNT SUMMARIES	Main Street Northbound				Main Street Southbound				12600 South Eastbound				12600 South Westbound				TOTAL
	Left	Thru	Right	Peds	Left	Thru	Right	Peds	Left	Thru	Right	Peds	Left	Thru	Right	Peds	
<b>AM PERIOD COUNTS</b>																	
Period	A	B	C	D	E	F	G	H	I	J	K	L	M	N	O	P	TOTAL
7:00 - 7:15	3	0	164	2	0	0	0	0	0	105	2	0	39	45	0	0	358
7:15 - 7:30	12	0	174	0	0	0	0	0	0	122	2	2	46	57	0	0	413
7:30 - 7:45	24	0	222	0	0	0	0	0	0	153	15	0	46	72	0	0	532
7:45 - 8:00	5	0	151	0	0	0	0	0	0	146	3	0	66	77	0	0	448
8:00 - 8:15	15	0	155	0	0	0	0	0	0	130	8	0	65	80	0	0	453
8:15 - 8:30	2	0	142	0	0	0	0	0	0	105	8	0	53	62	0	0	372
8:30 - 8:45	4	0	135	0	0	0	0	0	0	96	6	0	71	67	0	0	379
8:45 - 9:00	3	0	157	0	0	0	0	0	0	126	8	0	83	65	0	0	442
<b>MIDDAY PERIOD COUNTS</b>																	
Period	A	B	C	D	E	F	G	H	I	J	K	L	M	N	O	P	TOTAL
9:00 - 9:15	0	0	0	0	0	0	0	0	0	0	0	0	0	0	0	0	0
9:15 - 9:30	0	0	0	0	0	0	0	0	0	0	0	0	0	0	0	0	0
9:30 - 9:45	0	0	0	0	0	0	0	0	0	0	0	0	0	0	0	0	0
9:45 - 10:00	0	0	0	0	0	0	0	0	0	0	0	0	0	0	0	0	0
10:00 - 10:15	0	0	0	0	0	0	0	0	0	0	0	0	0	0	0	0	0
10:15 - 10:30	0	0	0	0	0	0	0	0	0	0	0	0	0	0	0	0	0
10:30 - 10:45	0	0	0	0	0	0	0	0	0	0	0	0	0	0	0	0	0
10:45 - 11:00	0	0	0	0	0	0	0	0	0	0	0	0	0	0	0	0	0
11:00 - 11:15	0	0	0	0	0	0	0	0	0	0	0	0	0	0	0	0	0
11:15 - 11:30	0	0	0	0	0	0	0	0	0	0	0	0	0	0	0	0	0
11:30 - 11:45	0	0	0	0	0	0	0	0	0	0	0	0	0	0	0	0	0
11:45 - 12:00	0	0	0	0	0	0	0	0	0	0	0	0	0	0	0	0	0
12:00 - 12:15	0	0	0	0	0	0	0	0	0	0	0	0	0	0	0	0	0
12:15 - 12:30	0	0	0	0	0	0	0	0	0	0	0	0	0	0	0	0	0
12:30 - 12:45	0	0	0	0	0	0	0	0	0	0	0	0	0	0	0	0	0
12:45 - 13:00	0	0	0	0	0	0	0	0	0	0	0	0	0	0	0	0	0
13:00 - 13:15	0	0	0	0	0	0	0	0	0	0	0	0	0	0	0	0	0
13:15 - 13:30	0	0	0	0	0	0	0	0	0	0	0	0	0	0	0	0	0
13:30 - 13:45	0	0	0	0	0	0	0	0	0	0	0	0	0	0	0	0	0
13:45 - 14:00	0	0	0	0	0	0	0	0	0	0	0	0	0	0	0	0	0
14:00 - 14:15	0	0	0	0	0	0	0	0	0	0	0	0	0	0	0	0	0
14:15 - 14:30	0	0	0	0	0	0	0	0	0	0	0	0	0	0	0	0	0
14:30 - 14:45	0	0	0	0	0	0	0	0	0	0	0	0	0	0	0	0	0
14:45 - 15:00	0	0	0	0	0	0	0	0	0	0	0	0	0	0	0	0	0
15:00 - 15:15	0	0	0	0	0	0	0	0	0	0	0	0	0	0	0	0	0
15:15 - 15:30	0	0	0	0	0	0	0	0	0	0	0	0	0	0	0	0	0
15:30 - 15:45	0	0	0	0	0	0	0	0	0	0	0	0	0	0	0	0	0
15:45 - 16:00	0	0	0	0	0	0	0	0	0	0	0	0	0	0	0	0	0
<b>PM PERIOD COUNTS</b>																	
Period	A	B	C	D	E	F	G	H	I	J	K	L	M	N	O	P	TOTAL
16:00 - 16:15	6	0	89	0	0	0	0	0	0	88	7	2	135	107	9	0	441
16:15 - 16:30	4	0	113	1	0	0	0	0	17	74	9	2	132	84	0	0	433
16:30 - 16:45	4	0	97	4	0	0	0	0	0	50	9	2	171	149	0	4	480
16:45 - 17:00	2	0	84	2	0	0	0	0	0	85	5	2	159	122	0	0	457
17:00 - 17:15	6	0	111	0	0	0	0	0	0	78	7	0	170	154	0	1	526
17:15 - 17:30	0	0	96	0	0	0	0	0	0	85	9	0	173	108	0	0	471
17:30 - 17:45	10	0	142	0	0	0	0	0	0	80	5	0	183	118	0	0	538
17:45 - 18:00	8	0	107	0	0	0	0	0	0	71	9	0	182	138	0	1	515

## Intersection Turning Movement Summary

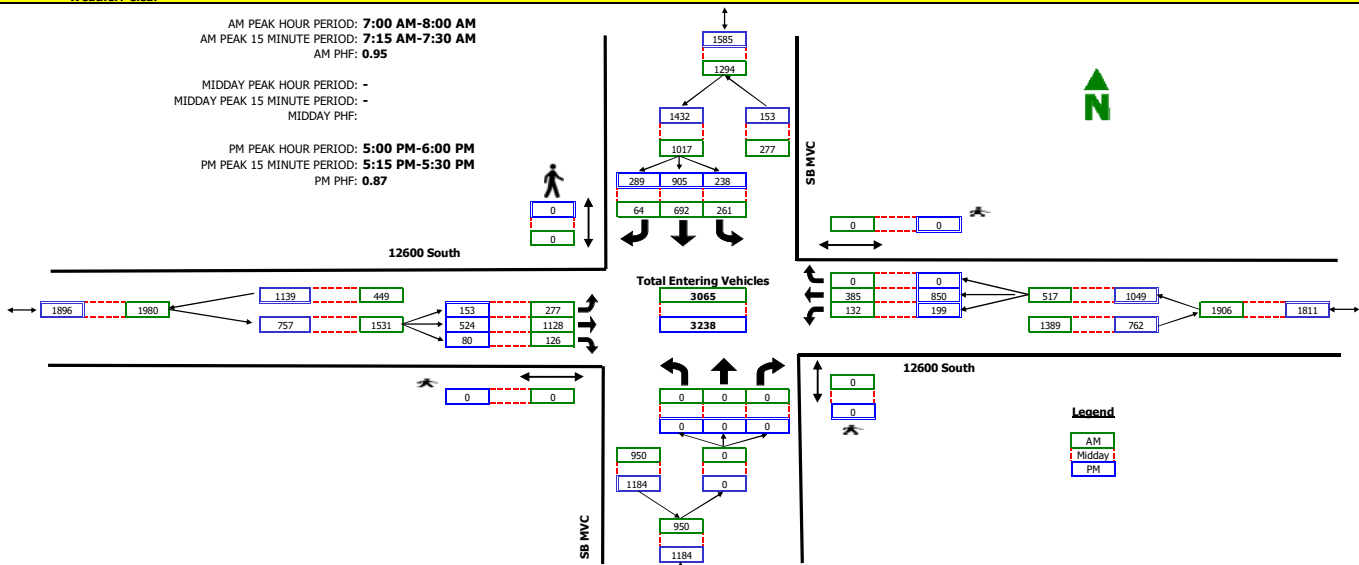
Intersection: SB MVC / 12600 South  
North/South: SB MVC  
East/West: 12600 South  
Jurisdiction: Herriman  
Project Title: Herriman Automall TIS  
Project No: UT19-1421  
Weather: Clear

Date: 2-27-19, Wed  
Day of Week Adjustment: 100.0%  
Month of Year Adjustment: 100.0%  
Adjustment Station #: 0  
Growth Rate: 0.0%  
Number of Years: 0

AM PEAK HOUR PERIOD: 7:00 AM-8:00 AM  
AM PEAK 15 MINUTE PERIOD: 7:15 AM-7:30 AM  
AM PHF: 0.95

MIDDAY PEAK HOUR PERIOD: -  
MIDDAY PEAK 15 MINUTE PERIOD: -  
MIDDAY PHF: -

PM PEAK HOUR PERIOD: 5:00 PM-6:00 PM  
PM PEAK 15 MINUTE PERIOD: 5:15 PM-5:30 PM  
PM PHF: 0.87



RAW COUNT SUMMARIES	SB MVC Northbound				SB MVC Southbound				12600 South Eastbound				12600 South Westbound				TOTAL
	Left	Thru	Right	Peds	Left	Thru	Right	Peds	Left	Thru	Right	Peds	Left	Thru	Right	Peds	
<b>AM PERIOD COUNTS</b>																	
Period	A	B	C	D	E	F	G	H	I	J	K	L	M	N	O	P	TOTAL
7:00 - 7:15	0	0	0	0	48	149	8	0	70	293	34	0	39	68	0	0	709
7:15 - 7:30	0	0	0	0	67	172	9	0	78	325	29	0	27	97	0	0	804
7:30 - 7:45	0	0	0	0	75	174	16	0	67	271	34	0	35	100	0	0	772
7:45 - 8:00	0	0	0	0	71	197	31	0	62	239	29	0	31	120	0	0	780
8:00 - 8:15	0	0	0	0	64	173	14	0	72	233	26	0	30	126	0	0	738
8:15 - 8:30	0	0	0	0	61	184	15	0	60	169	25	0	31	124	0	0	669
8:30 - 8:45	0	0	0	0	54	157	17	0	60	180	34	0	23	117	0	0	642
8:45 - 9:00	0	0	0	0	46	135	16	0	48	194	48	0	32	111	0	0	630
<b>MIDDAY PERIOD COUNTS</b>																	
Period	A	B	C	D	E	F	G	H	I	J	K	L	M	N	O	P	TOTAL
9:00 - 9:15	0	0	0	0	0	0	0	0	0	0	0	0	0	0	0	0	0
9:15 - 9:30	0	0	0	0	0	0	0	0	0	0	0	0	0	0	0	0	0
9:30 - 9:45	0	0	0	0	0	0	0	0	0	0	0	0	0	0	0	0	0
9:45 - 10:00	0	0	0	0	0	0	0	0	0	0	0	0	0	0	0	0	0
10:00 - 10:15	0	0	0	0	0	0	0	0	0	0	0	0	0	0	0	0	0
10:15 - 10:30	0	0	0	0	0	0	0	0	0	0	0	0	0	0	0	0	0
10:30 - 10:45	0	0	0	0	0	0	0	0	0	0	0	0	0	0	0	0	0
10:45 - 11:00	0	0	0	0	0	0	0	0	0	0	0	0	0	0	0	0	0
11:00 - 11:15	0	0	0	0	0	0	0	0	0	0	0	0	0	0	0	0	0
11:15 - 11:30	0	0	0	0	0	0	0	0	0	0	0	0	0	0	0	0	0
11:30 - 11:45	0	0	0	0	0	0	0	0	0	0	0	0	0	0	0	0	0
11:45 - 12:00	0	0	0	0	0	0	0	0	0	0	0	0	0	0	0	0	0
12:00 - 12:15	0	0	0	0	0	0	0	0	0	0	0	0	0	0	0	0	0
12:15 - 12:30	0	0	0	0	0	0	0	0	0	0	0	0	0	0	0	0	0
12:30 - 12:45	0	0	0	0	0	0	0	0	0	0	0	0	0	0	0	0	0
12:45 - 13:00	0	0	0	0	0	0	0	0	0	0	0	0	0	0	0	0	0
13:00 - 13:15	0	0	0	0	0	0	0	0	0	0	0	0	0	0	0	0	0
13:15 - 13:30	0	0	0	0	0	0	0	0	0	0	0	0	0	0	0	0	0
13:30 - 13:45	0	0	0	0	0	0	0	0	0	0	0	0	0	0	0	0	0
13:45 - 14:00	0	0	0	0	0	0	0	0	0	0	0	0	0	0	0	0	0
14:00 - 14:15	0	0	0	0	0	0	0	0	0	0	0	0	0	0	0	0	0
14:15 - 14:30	0	0	0	0	0	0	0	0	0	0	0	0	0	0	0	0	0
14:30 - 14:45	0	0	0	0	0	0	0	0	0	0	0	0	0	0	0	0	0
14:45 - 15:00	0	0	0	0	0	0	0	0	0	0	0	0	0	0	0	0	0
15:00 - 15:15	0	0	0	0	0	0	0	0	0	0	0	0	0	0	0	0	0
15:15 - 15:30	0	0	0	0	0	0	0	0	0	0	0	0	0	0	0	0	0
15:30 - 15:45	0	0	0	0	0	0	0	0	0	0	0	0	0	0	0	0	0
15:45 - 16:00	0	0	0	0	0	0	0	0	0	0	0	0	0	0	0	0	0
<b>PM PERIOD COUNTS</b>																	
Period	A	B	C	D	E	F	G	H	I	J	K	L	M	N	O	P	TOTAL
16:00 - 16:15	0	0	0	0	46	219	50	0	40	122	26	0	42	231	0	0	776
16:15 - 16:30	0	0	0	0	55	233	44	0	50	152	18	0	71	230	0	0	853
16:30 - 16:45	0	0	0	0	64	210	46	0	41	123	15	0	64	276	0	0	839
16:45 - 17:00	0	0	0	0	61	227	71	0	33	116	28	0	56	299	0	0	891
17:00 - 17:15	0	0	0	0	67	235	77	0	44	111	24	0	63	280	0	0	901
17:15 - 17:30	0	0	0	0	68	248	66	0	32	139	22	0	75	281	0	0	931
17:30 - 17:45	0	0	0	0	47	226	72	0	39	147	17	0	61	289	0	0	898
17:45 - 18:00	0	0	0	0	56	196	74	0	38	127	17	0	0	0	0	0	508



## Intersection Turning Movement Summary

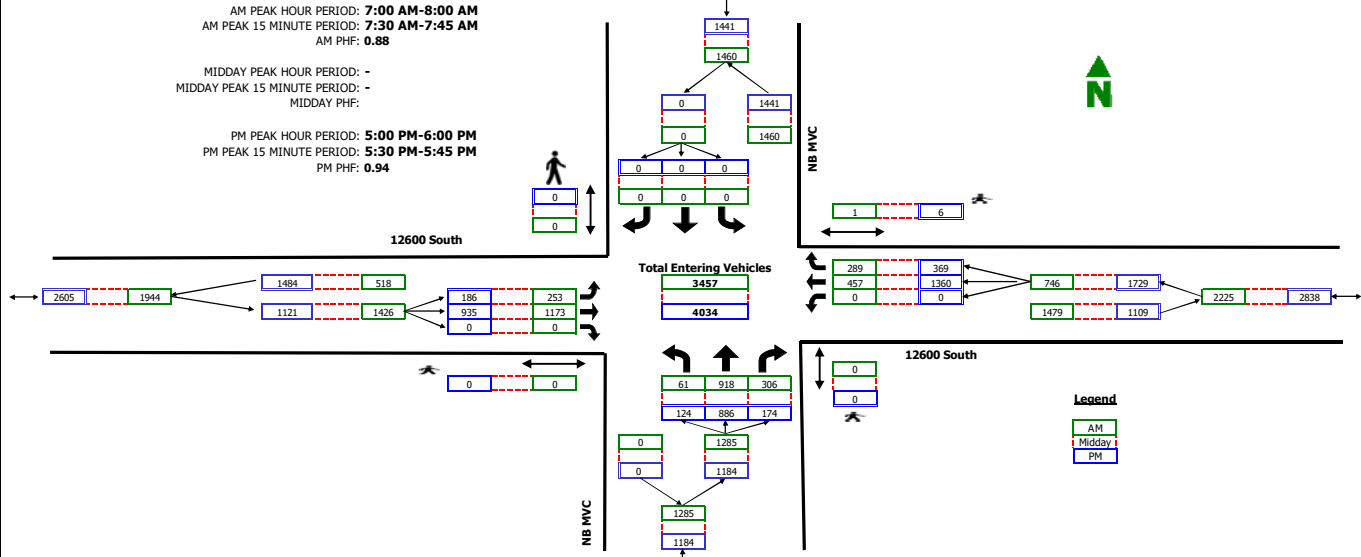
Intersection: NB MVC / 12600 South  
North/South: NB MVC  
East/West: 12600 South  
Jurisdiction: Herriman  
Project Title: Herriman Automall TIS  
Project No: UT19-1421  
Weather: Clear

Date: 2-27-19, Wed  
Day of Week Adjustment: 100.0%  
Month of Year Adjustment: 100.0%  
Adjustment Station #: 0  
Growth Rate: 0.0%  
Number of Years: 0

AM PEAK HOUR PERIOD: 7:00 AM-8:00 AM  
AM PEAK 15 MINUTE PERIOD: 7:30 AM-7:45 AM  
AM PHF: 0.88

MIDDAY PEAK HOUR PERIOD: -  
MIDDAY PEAK 15 MINUTE PERIOD: -  
MIDDAY PHF: -

PM PEAK HOUR PERIOD: 5:00 PM-6:00 PM  
PM PEAK 15 MINUTE PERIOD: 5:30 PM-5:45 PM  
PM PHF: 0.94

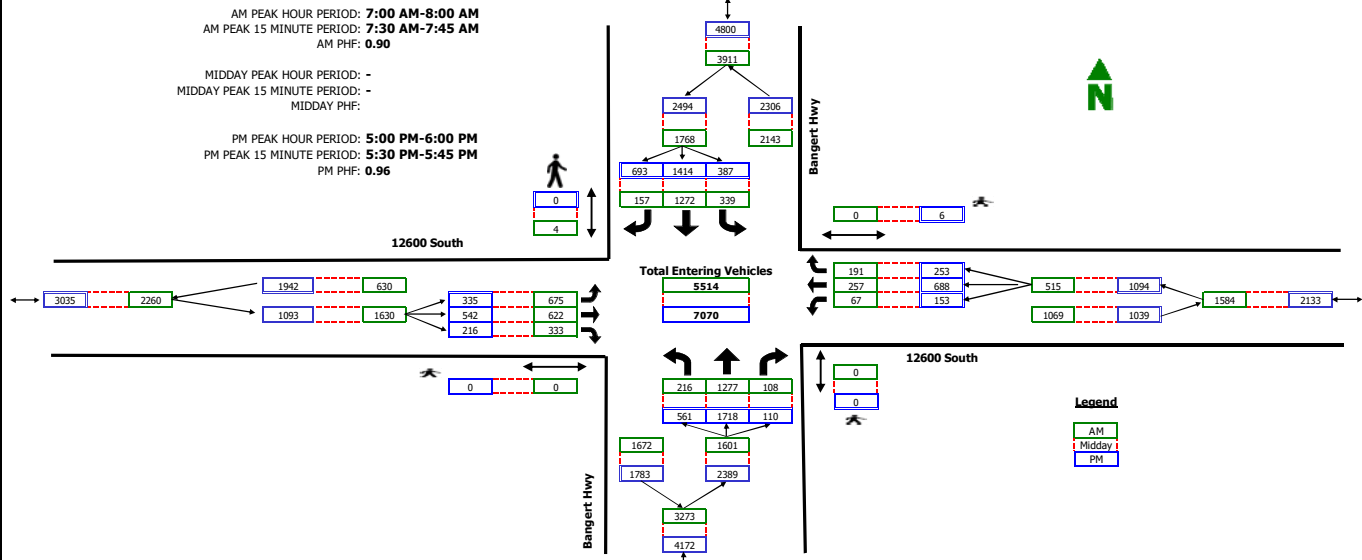


RAW COUNT SUMMARIES	NB MVC Northbound				NB MVC Southbound				12600 South Eastbound				12600 South Westbound				TOTAL
	Left	Thru	Right	Peds	Left	Thru	Right	Peds	Left	Thru	Right	Peds	Left	Thru	Right	Peds	
<b>AM PERIOD COUNTS</b>																	
Period	A	B	C	D	E	F	G	H	I	J	K	L	M	N	O	P	TOTAL
7:00 - 7:15	7	213	52	0	0	0	0	0	39	186	0	0	0	109	60	1	666
7:15 - 7:30	14	193	62	0	0	0	0	0	66	323	0	0	0	116	62	0	836
7:30 - 7:45	21	246	93	0	0	0	0	0	79	359	0	0	0	106	79	0	983
7:45 - 8:00	19	266	99	0	0	0	0	0	69	305	0	0	0	126	88	0	972
8:00 - 8:15	26	246	79	2	0	0	0	0	67	322	0	0	0	135	64	0	939
8:15 - 8:30	19	242	63	0	0	0	0	0	64	256	0	0	0	118	102	0	864
8:30 - 8:45	26	195	56	0	0	0	0	0	80	230	0	0	0	132	107	1	826
8:45 - 9:00	34	182	69	1	0	0	0	0	67	238	0	0	0	121	91	0	802
<b>MIDDAY PERIOD COUNTS</b>																	
Period	A	B	C	D	E	F	G	H	I	J	K	L	M	N	O	P	TOTAL
9:00 - 9:15	0	0	0	0	0	0	0	0	0	0	0	0	0	0	0	0	0
9:15 - 9:30	0	0	0	0	0	0	0	0	0	0	0	0	0	0	0	0	0
9:30 - 9:45	0	0	0	0	0	0	0	0	0	0	0	0	0	0	0	0	0
9:45 - 10:00	0	0	0	0	0	0	0	0	0	0	0	0	0	0	0	0	0
10:00 - 10:15	0	0	0	0	0	0	0	0	0	0	0	0	0	0	0	0	0
10:15 - 10:30	0	0	0	0	0	0	0	0	0	0	0	0	0	0	0	0	0
10:30 - 10:45	0	0	0	0	0	0	0	0	0	0	0	0	0	0	0	0	0
10:45 - 11:00	0	0	0	0	0	0	0	0	0	0	0	0	0	0	0	0	0
11:00 - 11:15	0	0	0	0	0	0	0	0	0	0	0	0	0	0	0	0	0
11:15 - 11:30	0	0	0	0	0	0	0	0	0	0	0	0	0	0	0	0	0
11:30 - 11:45	0	0	0	0	0	0	0	0	0	0	0	0	0	0	0	0	0
11:45 - 12:00	0	0	0	0	0	0	0	0	0	0	0	0	0	0	0	0	0
12:00 - 12:15	0	0	0	0	0	0	0	0	0	0	0	0	0	0	0	0	0
12:15 - 12:30	0	0	0	0	0	0	0	0	0	0	0	0	0	0	0	0	0
12:30 - 12:45	0	0	0	0	0	0	0	0	0	0	0	0	0	0	0	0	0
12:45 - 13:00	0	0	0	0	0	0	0	0	0	0	0	0	0	0	0	0	0
13:00 - 13:15	0	0	0	0	0	0	0	0	0	0	0	0	0	0	0	0	0
13:15 - 13:30	0	0	0	0	0	0	0	0	0	0	0	0	0	0	0	0	0
13:30 - 13:45	0	0	0	0	0	0	0	0	0	0	0	0	0	0	0	0	0
13:45 - 14:00	0	0	0	0	0	0	0	0	0	0	0	0	0	0	0	0	0
14:00 - 14:15	0	0	0	0	0	0	0	0	0	0	0	0	0	0	0	0	0
14:15 - 14:30	0	0	0	0	0	0	0	0	0	0	0	0	0	0	0	0	0
14:30 - 14:45	0	0	0	0	0	0	0	0	0	0	0	0	0	0	0	0	0
14:45 - 15:00	0	0	0	0	0	0	0	0	0	0	0	0	0	0	0	0	0
15:00 - 15:15	0	0	0	0	0	0	0	0	0	0	0	0	0	0	0	0	0
15:15 - 15:30	0	0	0	0	0	0	0	0	0	0	0	0	0	0	0	0	0
15:30 - 15:45	0	0	0	0	0	0	0	0	0	0	0	0	0	0	0	0	0
15:45 - 16:00	0	0	0	0	0	0	0	0	0	0	0	0	0	0	0	0	0
<b>PM PERIOD COUNTS</b>																	
Period	A	B	C	D	E	F	G	H	I	J	K	L	M	N	O	P	TOTAL
16:00 - 16:15	25	204	42	0	0	0	0	0	26	221	0	0	0	291	61	0	870
16:15 - 16:30	18	216	41	0	0	0	0	0	54	210	0	0	0	280	90	0	909
16:30 - 16:45	38	188	32	0	0	0	0	0	48	200	0	0	0	345	91	0	942
16:45 - 17:00	35	256	41	0	0	0	0	0	35	219	0	0	0	296	96	0	978
17:00 - 17:15	23	193	31	0	0	0	0	0	39	220	0	0	0	358	101	0	965
17:15 - 17:30	23	249	43	0	0	0	0	0	43	223	0	0	0	324	90	0	995
17:30 - 17:45	32	215	44	0	0	0	0	0	50	275	0	0	0	382	76	0	1074
17:45 - 18:00	46	229	56	0	0	0	0	0	54	217	0	0	0	296	102	6	1000

## Intersection Turning Movement Summary

Intersection: Bangert Hwy / 12600 South  
North/South: Bangert Hwy  
East/West: 12600 South  
Jurisdiction: Riverton  
Project Title: Riverton Mascara Property TIS  
Project No: UT19-1484  
Weather: Clear

Date: 6-4-19, Tue  
Day of Week Adjustment: 100.0%  
Month of Year Adjustment: 103.0%  
Adjustment Station #: 627  
Growth Rate: 0.0%  
Number of Years: 0

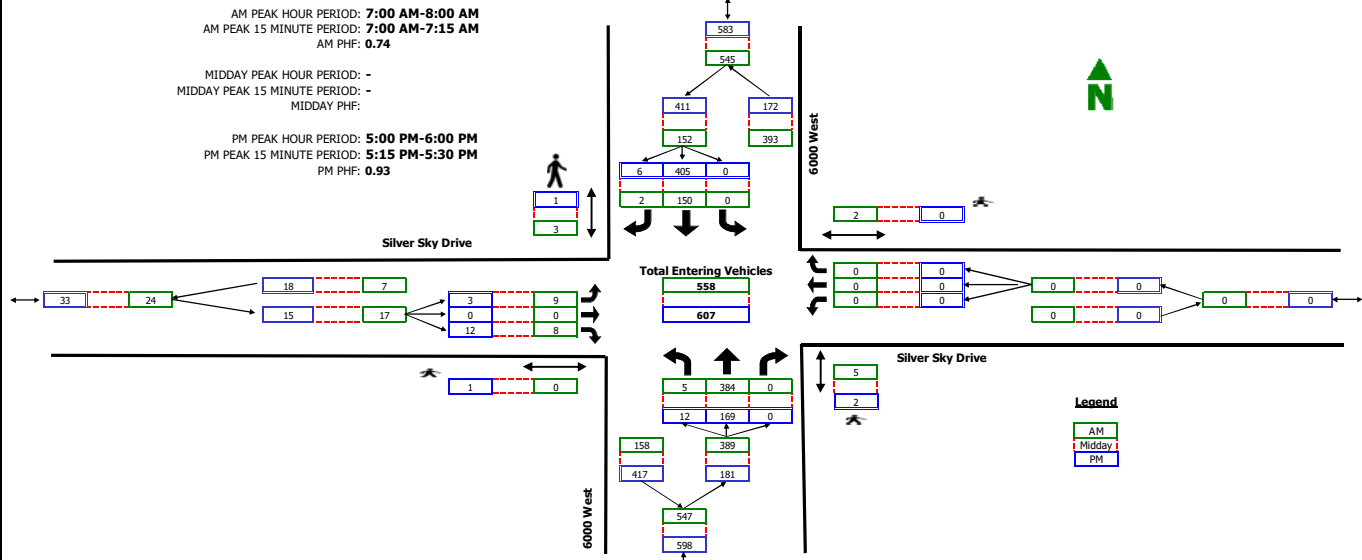


RAW COUNT SUMMARIES	Bangert Hwy Northbound				Bangert Hwy Southbound				12600 South Eastbound				12600 South Westbound				TOTAL
	Left	Thru	Right	Peds	Left	Thru	Right	Peds	Left	Thru	Right	Peds	Left	Thru	Right	Peds	
<b>AM PERIOD COUNTS</b>																	
Period	A	B	C	D	E	F	G	H	I	J	K	L	M	N	O	P	TOTAL
7:00 - 7:15	41	319	15	0	58	238	63	4	160	134	70	0	14	51	47	0	1210
7:15 - 7:30	62	298	18	0	83	325	35	0	187	150	108	0	15	63	36	0	1380
7:30 - 7:45	50	344	35	0	104	391	27	0	161	176	82	0	18	84	62	0	1534
7:45 - 8:00	63	316	40	0	94	318	32	0	167	162	73	0	20	59	46	0	1390
8:00 - 8:15	71	332	33	0	74	340	30	0	183	161	81	0	20	54	59	1	1438
8:15 - 8:30	61	329	35	0	87	326	43	0	174	182	76	0	17	66	54	0	1450
8:30 - 8:45	62	301	40	0	84	317	37	0	166	148	69	0	20	68	53	1	1365
8:45 - 9:00	56	259	26	1	82	241	41	0	102	160	66	0	24	84	41	0	1182
<b>MIDDAY PERIOD COUNTS</b>																	
Period	A	B	C	D	E	F	G	H	I	J	K	L	M	N	O	P	TOTAL
9:00 - 9:15	0	0	0	0	0	0	0	0	0	0	0	0	0	0	0	0	0
9:15 - 9:30	0	0	0	0	0	0	0	0	0	0	0	0	0	0	0	0	0
9:30 - 9:45	0	0	0	0	0	0	0	0	0	0	0	0	0	0	0	0	0
9:45 - 10:00	0	0	0	0	0	0	0	0	0	0	0	0	0	0	0	0	0
10:00 - 10:15	0	0	0	0	0	0	0	0	0	0	0	0	0	0	0	0	0
10:15 - 10:30	0	0	0	0	0	0	0	0	0	0	0	0	0	0	0	0	0
10:30 - 10:45	0	0	0	0	0	0	0	0	0	0	0	0	0	0	0	0	0
10:45 - 11:00	0	0	0	0	0	0	0	0	0	0	0	0	0	0	0	0	0
11:00 - 11:15	0	0	0	0	0	0	0	0	0	0	0	0	0	0	0	0	0
11:15 - 11:30	0	0	0	0	0	0	0	0	0	0	0	0	0	0	0	0	0
11:30 - 11:45	0	0	0	0	0	0	0	0	0	0	0	0	0	0	0	0	0
11:45 - 12:00	0	0	0	0	0	0	0	0	0	0	0	0	0	0	0	0	0
12:00 - 12:15	0	0	0	0	0	0	0	0	0	0	0	0	0	0	0	0	0
12:15 - 12:30	0	0	0	0	0	0	0	0	0	0	0	0	0	0	0	0	0
12:30 - 12:45	0	0	0	0	0	0	0	0	0	0	0	0	0	0	0	0	0
12:45 - 13:00	0	0	0	0	0	0	0	0	0	0	0	0	0	0	0	0	0
13:00 - 13:15	0	0	0	0	0	0	0	0	0	0	0	0	0	0	0	0	0
13:15 - 13:30	0	0	0	0	0	0	0	0	0	0	0	0	0	0	0	0	0
13:30 - 13:45	0	0	0	0	0	0	0	0	0	0	0	0	0	0	0	0	0
13:45 - 14:00	0	0	0	0	0	0	0	0	0	0	0	0	0	0	0	0	0
14:00 - 14:15	0	0	0	0	0	0	0	0	0	0	0	0	0	0	0	0	0
14:15 - 14:30	0	0	0	0	0	0	0	0	0	0	0	0	0	0	0	0	0
14:30 - 14:45	0	0	0	0	0	0	0	0	0	0	0	0	0	0	0	0	0
14:45 - 15:00	0	0	0	0	0	0	0	0	0	0	0	0	0	0	0	0	0
15:00 - 15:15	0	0	0	0	0	0	0	0	0	0	0	0	0	0	0	0	0
15:15 - 15:30	0	0	0	0	0	0	0	0	0	0	0	0	0	0	0	0	0
15:30 - 15:45	0	0	0	0	0	0	0	0	0	0	0	0	0	0	0	0	0
15:45 - 16:00	0	0	0	0	0	0	0	0	0	0	0	0	0	0	0	0	0
<b>PM PERIOD COUNTS</b>																	
Period	A	B	C	D	E	F	G	H	I	J	K	L	M	N	O	P	TOTAL
16:00 - 16:15	125	412	31	0	85	282	114	0	78	124	35	0	80	165	68	0	1599
16:15 - 16:30	155	407	32	1	83	285	138	0	88	134	42	2	29	187	86	0	1666
16:30 - 16:45	148	412	29	0	79	291	131	1	73	139	53	1	41	178	123	1	1697
16:45 - 17:00	131	444	37	1	83	317	157	0	79	147	47	1	46	194	94	0	1776
17:00 - 17:15	117	377	25	0	89	362	179	0	77	149	55	0	27	180	58	0	1695
17:15 - 17:30	139	413	21	0	110	388	157	0	94	143	55	0	39	187	61	0	1807
17:30 - 17:45	154	478	33	0	90	345	175	0	75	133	73	0	49	163	64	0	1832
17:45 - 18:00	151	450	31	0	98	319	182	0	89	117	33	0	38	158	70	6	1736

## Intersection Turning Movement Summary

Intersection: 6000 West / Silver Sky Drive  
North/South: 6000 West  
East/West: Silver Sky Drive  
Jurisdiction: Herriman  
Project Title: Olympia TIS Update  
Project No: UT19-1472  
Weather: Clear

Date: 9-5-19, Thu  
Day of Week Adjustment: 100.0%  
Month of Year Adjustment: 100.0%  
Adjustment Station #: 0  
Growth Rate: 0.0%  
Number of Years: 0

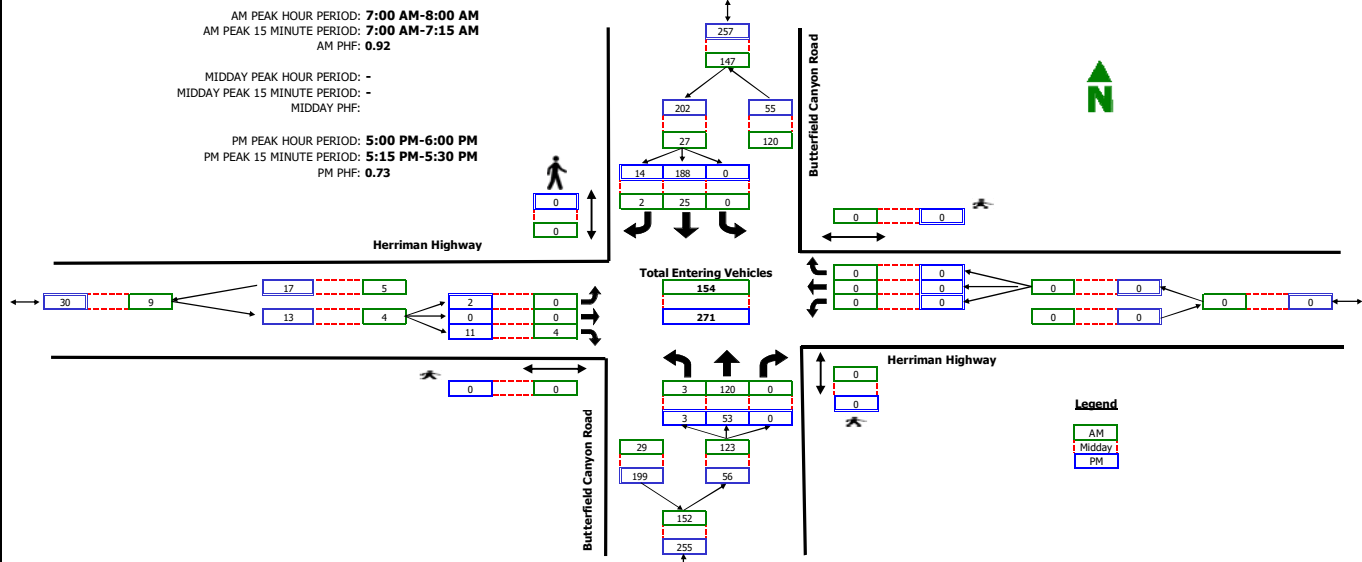


RAW COUNT SUMMARIES	6000 West Northbound				6000 West Southbound				Silver Sky Drive Eastbound				Silver Sky Drive Westbound				TOTAL
	Left	Thru	Right	Peds	Left	Thru	Right	Peds	Left	Thru	Right	Peds	Left	Thru	Right	Peds	
<b>AM PERIOD COUNTS</b>																	
Period	A	B	C	D	E	F	G	H	I	J	K	L	M	N	O	P	TOTAL
7:00 - 7:15	1	139	0	2	0	40	0	2	4	0	5	0	0	0	0	2	189
7:15 - 7:30	1	94	0	0	0	43	1	0	1	0	3	0	0	0	0	0	143
7:30 - 7:45	2	60	0	2	0	28	1	0	2	0	0	0	0	0	0	0	93
7:45 - 8:00	1	91	0	1	0	39	0	1	2	0	0	0	0	0	0	0	133
8:00 - 8:15	1	47	0	1	0	54	2	1	1	0	2	0	0	0	0	0	107
8:15 - 8:30	1	36	0	2	0	27	0	1	2	0	1	0	0	0	0	0	67
8:30 - 8:45	1	47	0	1	0	40	1	0	0	0	0	0	0	0	0	0	89
8:45 - 9:00	1	41	0	1	0	37	0	0	1	0	0	1	0	0	0	0	80
<b>MIDDAY PERIOD COUNTS</b>																	
Period	A	B	C	D	E	F	G	H	I	J	K	L	M	N	O	P	TOTAL
9:00 - 9:15	0	0	0	0	0	0	0	0	0	0	0	0	0	0	0	0	0
9:15 - 9:30	0	0	0	0	0	0	0	0	0	0	0	0	0	0	0	0	0
9:30 - 9:45	0	0	0	0	0	0	0	0	0	0	0	0	0	0	0	0	0
9:45 - 10:00	0	0	0	0	0	0	0	0	0	0	0	0	0	0	0	0	0
10:00 - 10:15	0	0	0	0	0	0	0	0	0	0	0	0	0	0	0	0	0
10:15 - 10:30	0	0	0	0	0	0	0	0	0	0	0	0	0	0	0	0	0
10:30 - 10:45	0	0	0	0	0	0	0	0	0	0	0	0	0	0	0	0	0
10:45 - 11:00	0	0	0	0	0	0	0	0	0	0	0	0	0	0	0	0	0
11:00 - 11:15	0	0	0	0	0	0	0	0	0	0	0	0	0	0	0	0	0
11:15 - 11:30	0	0	0	0	0	0	0	0	0	0	0	0	0	0	0	0	0
11:30 - 11:45	0	0	0	0	0	0	0	0	0	0	0	0	0	0	0	0	0
11:45 - 12:00	0	0	0	0	0	0	0	0	0	0	0	0	0	0	0	0	0
12:00 - 12:15	0	0	0	0	0	0	0	0	0	0	0	0	0	0	0	0	0
12:15 - 12:30	0	0	0	0	0	0	0	0	0	0	0	0	0	0	0	0	0
12:30 - 12:45	0	0	0	0	0	0	0	0	0	0	0	0	0	0	0	0	0
12:45 - 13:00	0	0	0	0	0	0	0	0	0	0	0	0	0	0	0	0	0
13:00 - 13:15	0	0	0	0	0	0	0	0	0	0	0	0	0	0	0	0	0
13:15 - 13:30	0	0	0	0	0	0	0	0	0	0	0	0	0	0	0	0	0
13:30 - 13:45	0	0	0	0	0	0	0	0	0	0	0	0	0	0	0	0	0
13:45 - 14:00	0	0	0	0	0	0	0	0	0	0	0	0	0	0	0	0	0
14:00 - 14:15	0	0	0	0	0	0	0	0	0	0	0	0	0	0	0	0	0
14:15 - 14:30	0	0	0	0	0	0	0	0	0	0	0	0	0	0	0	0	0
14:30 - 14:45	0	0	0	0	0	0	0	0	0	0	0	0	0	0	0	0	0
14:45 - 15:00	0	0	0	0	0	0	0	0	0	0	0	0	0	0	0	0	0
15:00 - 15:15	0	0	0	0	0	0	0	0	0	0	0	0	0	0	0	0	0
15:15 - 15:30	0	0	0	0	0	0	0	0	0	0	0	0	0	0	0	0	0
15:30 - 15:45	0	0	0	0	0	0	0	0	0	0	0	0	0	0	0	0	0
15:45 - 16:00	0	0	0	0	0	0	0	0	0	0	0	0	0	0	0	0	0
<b>PM PERIOD COUNTS</b>																	
Period	A	B	C	D	E	F	G	H	I	J	K	L	M	N	O	P	TOTAL
16:00 - 16:15	4	41	0	0	0	76	0	0	2	0	1	0	0	0	0	0	124
16:15 - 16:30	1	36	0	0	0	91	1	0	1	0	0	0	0	0	0	0	130
16:30 - 16:45	3	36	0	1	0	71	2	2	1	0	1	0	0	0	0	0	114
16:45 - 17:00	0	40	0	0	0	104	0	1	0	0	2	0	0	0	0	0	146
17:00 - 17:15	1	37	0	0	0	97	1	0	1	0	1	1	0	0	0	0	138
17:15 - 17:30	3	48	0	1	0	103	3	0	0	0	7	0	0	0	0	0	164
17:30 - 17:45	4	34	0	1	0	102	0	0	1	0	2	0	0	0	0	0	143
17:45 - 18:00	4	50	0	0	0	103	2	1	1	0	2	0	0	0	0	0	162

## Intersection Turning Movement Summary

Intersection: Butterfield Canyon Road / Herriman Highway  
 North/South: Butterfield Canyon Road  
 East/West: Herriman Highway  
 Jurisdiction: Salt Lake County  
 Project Title: Salt Lake County - Olympia TIS Update  
 Project No: UT19-1472  
 Weather: Clear

Date: 9-10-19, Tue  
 Day of Week Adjustment: 100.0%  
 Month of Year Adjustment: 100.0%  
 Adjustment Station #: 0  
 Growth Rate: 0.0%  
 Number of Years: 0



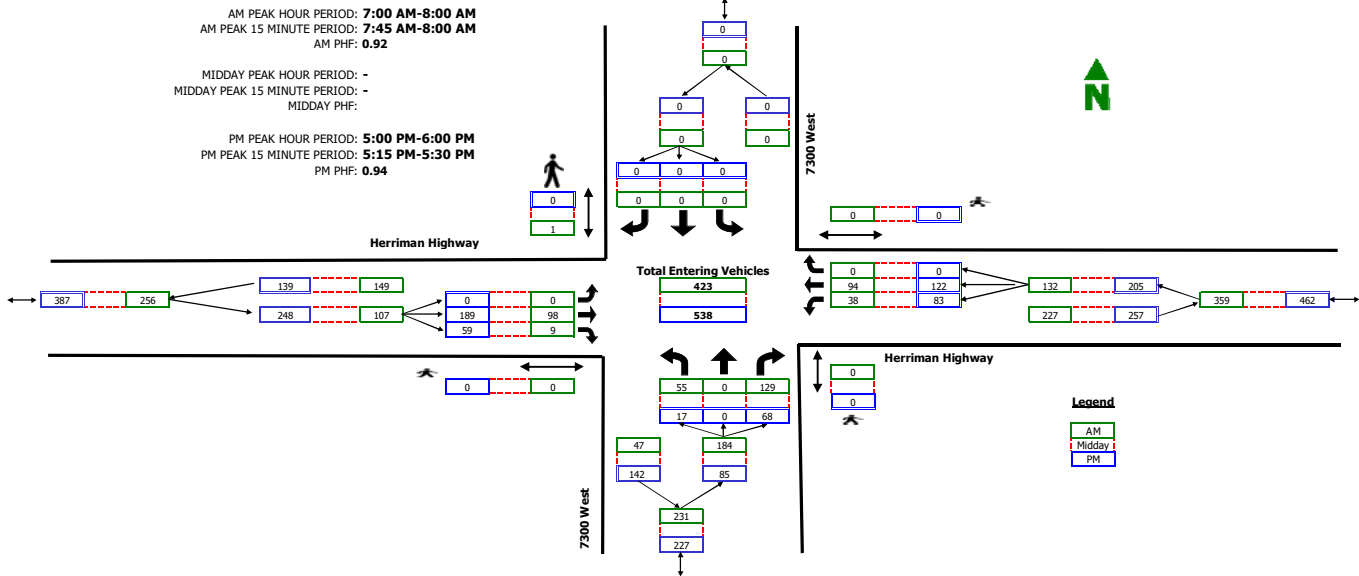
RAW COUNT SUMMARIES	Butterfield Canyon Road Northbound				Butterfield Canyon Road Southbound				Herriman Highway Eastbound				Herriman Highway Westbound				TOTAL
	Left	Thru	Right	Peds	Left	Thru	Right	Peds	Left	Thru	Right	Peds	Left	Thru	Right	Peds	
<b>AM PERIOD COUNTS</b>																	
Period	A	B	C	D	E	F	G	H	I	J	K	L	M	N	O	P	TOTAL
7:00 - 7:15	1	35	0	0	0	5	0	0	0	0	1	0	0	0	0	0	42
7:15 - 7:30	1	29	0	0	0	7	1	0	0	0	1	0	0	0	0	0	39
7:30 - 7:45	1	30	0	0	0	5	1	0	0	0	1	0	0	0	0	0	38
7:45 - 8:00	0	26	0	0	0	8	0	0	0	0	1	0	0	0	0	0	35
8:00 - 8:15	0	14	0	0	0	11	0	0	0	0	1	0	0	0	0	0	26
8:15 - 8:30	1	18	0	0	0	8	0	0	1	0	2	0	0	0	0	0	28
8:30 - 8:45	2	14	0	0	0	5	0	0	1	0	2	0	0	0	0	0	24
8:45 - 9:00	3	7	0	0	0	5	2	0	2	0	3	0	0	0	0	0	22
<b>MIDDAY PERIOD COUNTS</b>																	
Period	A	B	C	D	E	F	G	H	I	J	K	L	M	N	O	P	TOTAL
9:00 - 9:15	0	0	0	0	0	0	0	0	0	0	0	0	0	0	0	0	0
9:15 - 9:30	0	0	0	0	0	0	0	0	0	0	0	0	0	0	0	0	0
9:30 - 9:45	0	0	0	0	0	0	0	0	0	0	0	0	0	0	0	0	0
9:45 - 10:00	0	0	0	0	0	0	0	0	0	0	0	0	0	0	0	0	0
10:00 - 10:15	0	0	0	0	0	0	0	0	0	0	0	0	0	0	0	0	0
10:15 - 10:30	0	0	0	0	0	0	0	0	0	0	0	0	0	0	0	0	0
10:30 - 10:45	0	0	0	0	0	0	0	0	0	0	0	0	0	0	0	0	0
10:45 - 11:00	0	0	0	0	0	0	0	0	0	0	0	0	0	0	0	0	0
11:00 - 11:15	0	0	0	0	0	0	0	0	0	0	0	0	0	0	0	0	0
11:15 - 11:30	0	0	0	0	0	0	0	0	0	0	0	0	0	0	0	0	0
11:30 - 11:45	0	0	0	0	0	0	0	0	0	0	0	0	0	0	0	0	0
11:45 - 12:00	0	0	0	0	0	0	0	0	0	0	0	0	0	0	0	0	0
12:00 - 12:15	0	0	0	0	0	0	0	0	0	0	0	0	0	0	0	0	0
12:15 - 12:30	0	0	0	0	0	0	0	0	0	0	0	0	0	0	0	0	0
12:30 - 12:45	0	0	0	0	0	0	0	0	0	0	0	0	0	0	0	0	0
12:45 - 13:00	0	0	0	0	0	0	0	0	0	0	0	0	0	0	0	0	0
13:00 - 13:15	0	0	0	0	0	0	0	0	0	0	0	0	0	0	0	0	0
13:15 - 13:30	0	0	0	0	0	0	0	0	0	0	0	0	0	0	0	0	0
13:30 - 13:45	0	0	0	0	0	0	0	0	0	0	0	0	0	0	0	0	0
13:45 - 14:00	0	0	0	0	0	0	0	0	0	0	0	0	0	0	0	0	0
14:00 - 14:15	0	0	0	0	0	0	0	0	0	0	0	0	0	0	0	0	0
14:15 - 14:30	0	0	0	0	0	0	0	0	0	0	0	0	0	0	0	0	0
14:30 - 14:45	0	0	0	0	0	0	0	0	0	0	0	0	0	0	0	0	0
14:45 - 15:00	0	0	0	0	0	0	0	0	0	0	0	0	0	0	0	0	0
15:00 - 15:15	0	0	0	0	0	0	0	0	0	0	0	0	0	0	0	0	0
15:15 - 15:30	0	0	0	0	0	0	0	0	0	0	0	0	0	0	0	0	0
15:30 - 15:45	0	0	0	0	0	0	0	0	0	0	0	0	0	0	0	0	0
15:45 - 16:00	0	0	0	0	0	0	0	0	0	0	0	0	0	0	0	0	0
<b>PM PERIOD COUNTS</b>																	
Period	A	B	C	D	E	F	G	H	I	J	K	L	M	N	O	P	TOTAL
16:00 - 16:15	5	26	0	0	0	25	1	0	0	0	1	0	0	0	0	0	58
16:15 - 16:30	5	23	0	0	0	28	6	0	4	0	2	0	0	0	0	0	68
16:30 - 16:45	4	15	0	0	0	35	2	0	0	0	4	0	0	0	0	0	60
16:45 - 17:00	3	13	0	0	0	38	5	0	4	0	6	0	0	0	0	0	69
17:00 - 17:15	0	17	0	0	0	37	4	0	0	0	3	0	0	0	0	0	61
17:15 - 17:30	1	17	0	0	0	62	6	0	2	0	5	0	0	0	0	0	93
17:30 - 17:45	1	10	0	0	0	51	2	0	0	0	3	0	0	0	0	0	67
17:45 - 18:00	1	9	0	0	0	38	2	0	0	0	0	0	0	0	0	0	50

**Legend**  
 AM  
 Midday  
 PM

## Intersection Turning Movement Summary

Intersection: 7300 West / Herriman Highway  
North/South: 7300 West  
East/West: Herriman Highway  
Jurisdiction: Salt Lake County  
Project Title: Salt Lake County - Olympia TIS Update  
Project No: UT19-1472  
Weather: Clear

Date: 9-12-19, Thu  
Day of Week Adjustment: 100.0%  
Month of Year Adjustment: 100.0%  
Adjustment Station #: 0  
Growth Rate: 0.0%  
Number of Years: 0

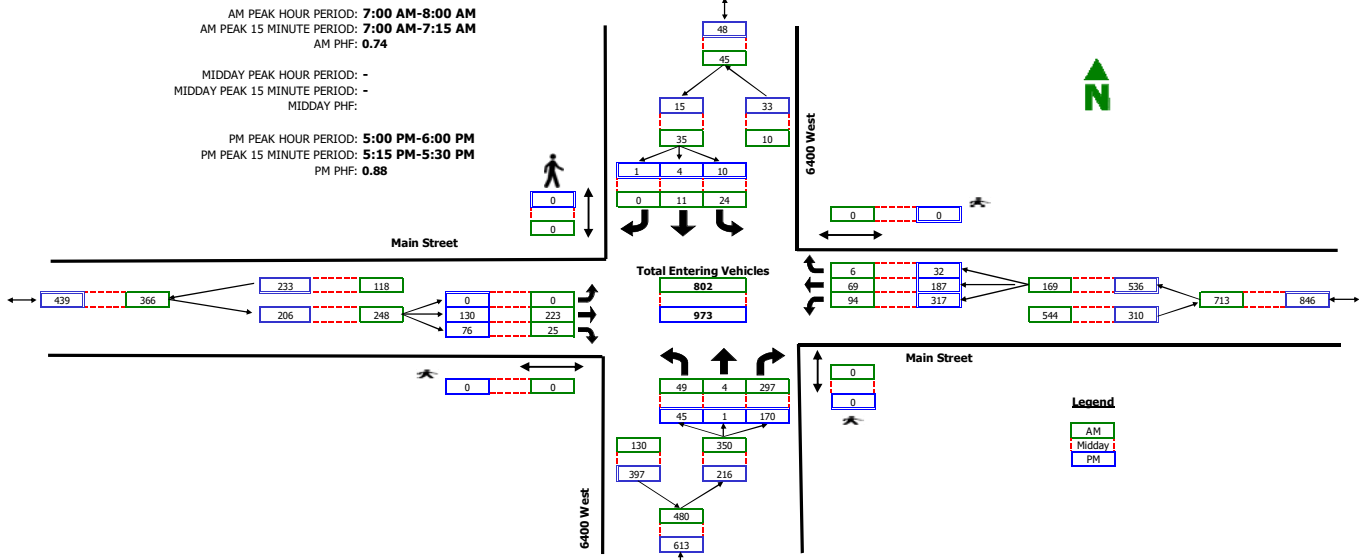


RAW COUNT SUMMARIES	7300 West Northbound				7300 West Southbound				Herriman Highway Eastbound				Herriman Highway Westbound				TOTAL
	Left	Thru	Right	Peds	Left	Thru	Right	Peds	Left	Thru	Right	Peds	Left	Thru	Right	Peds	
<b>AM PERIOD COUNTS</b>																	
Period	A	B	C	D	E	F	G	H	I	J	K	L	M	N	O	P	TOTAL
7:00 - 7:15	12	0	45	0	0	0	0	0	0	25	3	0	4	15	0	0	104
7:15 - 7:30	10	0	31	0	0	0	0	0	0	30	2	0	9	32	0	0	114
7:30 - 7:45	14	0	21	0	0	0	0	0	0	18	1	0	14	22	0	0	90
7:45 - 8:00	19	0	32	0	0	0	0	1	0	25	3	0	11	25	0	0	115
8:00 - 8:15	6	0	22	0	0	0	0	0	0	12	3	0	10	20	0	0	73
8:15 - 8:30	10	0	17	0	0	0	0	0	0	22	1	0	10	13	0	0	73
8:30 - 8:45	2	0	28	0	0	0	0	0	0	31	2	0	9	14	0	0	86
8:45 - 9:00	10	0	25	0	0	0	0	0	0	24	4	0	9	22	0	0	94
<b>MIDDAY PERIOD COUNTS</b>																	
Period	A	B	C	D	E	F	G	H	I	J	K	L	M	N	O	P	TOTAL
9:00 - 9:15	0	0	0	0	0	0	0	0	0	0	0	0	0	0	0	0	0
9:15 - 9:30	0	0	0	0	0	0	0	0	0	0	0	0	0	0	0	0	0
9:30 - 9:45	0	0	0	0	0	0	0	0	0	0	0	0	0	0	0	0	0
9:45 - 10:00	0	0	0	0	0	0	0	0	0	0	0	0	0	0	0	0	0
10:00 - 10:15	0	0	0	0	0	0	0	0	0	0	0	0	0	0	0	0	0
10:15 - 10:30	0	0	0	0	0	0	0	0	0	0	0	0	0	0	0	0	0
10:30 - 10:45	0	0	0	0	0	0	0	0	0	0	0	0	0	0	0	0	0
10:45 - 11:00	0	0	0	0	0	0	0	0	0	0	0	0	0	0	0	0	0
11:00 - 11:15	0	0	0	0	0	0	0	0	0	0	0	0	0	0	0	0	0
11:15 - 11:30	0	0	0	0	0	0	0	0	0	0	0	0	0	0	0	0	0
11:30 - 11:45	0	0	0	0	0	0	0	0	0	0	0	0	0	0	0	0	0
11:45 - 12:00	0	0	0	0	0	0	0	0	0	0	0	0	0	0	0	0	0
12:00 - 12:15	0	0	0	0	0	0	0	0	0	0	0	0	0	0	0	0	0
12:15 - 12:30	0	0	0	0	0	0	0	0	0	0	0	0	0	0	0	0	0
12:30 - 12:45	0	0	0	0	0	0	0	0	0	0	0	0	0	0	0	0	0
12:45 - 13:00	0	0	0	0	0	0	0	0	0	0	0	0	0	0	0	0	0
13:00 - 13:15	0	0	0	0	0	0	0	0	0	0	0	0	0	0	0	0	0
13:15 - 13:30	0	0	0	0	0	0	0	0	0	0	0	0	0	0	0	0	0
13:30 - 13:45	0	0	0	0	0	0	0	0	0	0	0	0	0	0	0	0	0
13:45 - 14:00	0	0	0	0	0	0	0	0	0	0	0	0	0	0	0	0	0
14:00 - 14:15	0	0	0	0	0	0	0	0	0	0	0	0	0	0	0	0	0
14:15 - 14:30	0	0	0	0	0	0	0	0	0	0	0	0	0	0	0	0	0
14:30 - 14:45	0	0	0	0	0	0	0	0	0	0	0	0	0	0	0	0	0
14:45 - 15:00	0	0	0	0	0	0	0	0	0	0	0	0	0	0	0	0	0
15:00 - 15:15	0	0	0	0	0	0	0	0	0	0	0	0	0	0	0	0	0
15:15 - 15:30	0	0	0	0	0	0	0	0	0	0	0	0	0	0	0	0	0
15:30 - 15:45	0	0	0	0	0	0	0	0	0	0	0	0	0	0	0	0	0
15:45 - 16:00	0	0	0	0	0	0	0	0	0	0	0	0	0	0	0	0	0
<b>PM PERIOD COUNTS</b>																	
Period	A	B	C	D	E	F	G	H	I	J	K	L	M	N	O	P	TOTAL
16:00 - 16:15	5	0	9	0	0	0	0	0	0	23	10	0	28	39	3	0	117
16:15 - 16:30	3	0	14	0	0	0	0	0	0	35	7	0	29	35	0	0	123
16:30 - 16:45	5	0	14	0	0	0	0	0	0	33	14	0	21	37	0	0	124
16:45 - 17:00	3	0	17	0	0	0	0	0	0	43	14	0	15	41	0	0	133
17:00 - 17:15	6	0	15	0	0	0	0	0	0	47	10	0	18	35	0	0	131
17:15 - 17:30	0	0	13	0	0	0	0	0	0	63	19	0	21	27	0	0	143
17:30 - 17:45	5	0	15	0	0	0	0	0	0	48	13	0	16	36	0	0	133
17:45 - 18:00	6	0	25	0	0	0	0	0	0	31	17	0	28	24	0	0	131

## Intersection Turning Movement Summary

Intersection: 6400 West / Main Street  
North/South: 6400 West  
East/West: Main Street  
Jurisdiction: Herriman  
Project Title: Herriman Hidden Oaks Phase 1 Pod 4 TIS  
Project No: UT19-1477  
Weather: Clear

Date: 5-16-19, Thu  
Day of Week Adjustment: 100.0%  
Month of Year Adjustment: 100.0%  
Adjustment Station #: N/A  
Growth Rate: 0.0%  
Number of Years: 0



RAW COUNT SUMMARIES	6400 West Northbound				6400 West Southbound				Main Street Eastbound				Main Street Westbound				TOTAL
	Left	Thru	Right	Peds	Left	Thru	Right	Peds	Left	Thru	Right	Peds	Left	Thru	Right	Peds	
<b>AM PERIOD COUNTS</b>																	
Period	A	B	C	D	E	F	G	H	I	J	K	L	M	N	O	P	TOTAL
7:00 - 7:15	12	1	106	0	8	6	0	0	0	72	11	0	30	23	2	0	271
7:15 - 7:30	15	1	86	0	5	1	0	0	0	50	4	0	16	11	4	0	193
7:30 - 7:45	12	1	44	0	3	2	0	0	0	49	3	0	25	18	0	0	157
7:45 - 8:00	10	1	61	0	8	2	0	0	0	52	7	0	23	17	0	0	181
8:00 - 8:15	4	1	83	0	6	1	0	0	0	43	14	0	38	14	3	0	207
8:15 - 8:30	9	0	33	1	3	0	0	0	0	28	6	0	17	17	2	0	115
8:30 - 8:45	6	0	60	0	5	1	0	0	0	30	6	0	12	17	2	0	139
8:45 - 9:00	6	0	61	0	10	0	0	0	0	34	6	0	26	32	10	0	185
<b>MIDDAY PERIOD COUNTS</b>																	
Period	A	B	C	D	E	F	G	H	I	J	K	L	M	N	O	P	TOTAL
9:00 - 9:15	0	0	0	0	0	0	0	0	0	0	0	0	0	0	0	0	0
9:15 - 9:30	0	0	0	0	0	0	0	0	0	0	0	0	0	0	0	0	0
9:30 - 9:45	0	0	0	0	0	0	0	0	0	0	0	0	0	0	0	0	0
9:45 - 10:00	0	0	0	0	0	0	0	0	0	0	0	0	0	0	0	0	0
10:00 - 10:15	0	0	0	0	0	0	0	0	0	0	0	0	0	0	0	0	0
10:15 - 10:30	0	0	0	0	0	0	0	0	0	0	0	0	0	0	0	0	0
10:30 - 10:45	0	0	0	0	0	0	0	0	0	0	0	0	0	0	0	0	0
10:45 - 11:00	0	0	0	0	0	0	0	0	0	0	0	0	0	0	0	0	0
11:00 - 11:15	0	0	0	0	0	0	0	0	0	0	0	0	0	0	0	0	0
11:15 - 11:30	0	0	0	0	0	0	0	0	0	0	0	0	0	0	0	0	0
11:30 - 11:45	0	0	0	0	0	0	0	0	0	0	0	0	0	0	0	0	0
11:45 - 12:00	0	0	0	0	0	0	0	0	0	0	0	0	0	0	0	0	0
12:00 - 12:15	0	0	0	0	0	0	0	0	0	0	0	0	0	0	0	0	0
12:15 - 12:30	0	0	0	0	0	0	0	0	0	0	0	0	0	0	0	0	0
12:30 - 12:45	0	0	0	0	0	0	0	0	0	0	0	0	0	0	0	0	0
12:45 - 13:00	0	0	0	0	0	0	0	0	0	0	0	0	0	0	0	0	0
13:00 - 13:15	0	0	0	0	0	0	0	0	0	0	0	0	0	0	0	0	0
13:15 - 13:30	0	0	0	0	0	0	0	0	0	0	0	0	0	0	0	0	0
13:30 - 13:45	0	0	0	0	0	0	0	0	0	0	0	0	0	0	0	0	0
13:45 - 14:00	0	0	0	0	0	0	0	0	0	0	0	0	0	0	0	0	0
14:00 - 14:15	0	0	0	0	0	0	0	0	0	0	0	0	0	0	0	0	0
14:15 - 14:30	0	0	0	0	0	0	0	0	0	0	0	0	0	0	0	0	0
14:30 - 14:45	0	0	0	0	0	0	0	0	0	0	0	0	0	0	0	0	0
14:45 - 15:00	0	0	0	0	0	0	0	0	0	0	0	0	0	0	0	0	0
15:00 - 15:15	0	0	0	0	0	0	0	0	0	0	0	0	0	0	0	0	0
15:15 - 15:30	0	0	0	0	0	0	0	0	0	0	0	0	0	0	0	0	0
15:30 - 15:45	0	0	0	0	0	0	0	0	0	0	0	0	0	0	0	0	0
15:45 - 16:00	0	0	0	0	0	0	0	0	0	0	0	0	0	0	0	0	0
<b>PM PERIOD COUNTS</b>																	
Period	A	B	C	D	E	F	G	H	I	J	K	L	M	N	O	P	TOTAL
16:00 - 16:15	10	4	34	0	2	3	0	0	0	29	11	0	69	57	9	0	228
16:15 - 16:30	9	0	38	0	2	3	0	0	0	25	17	0	45	58	3	0	200
16:30 - 16:45	4	0	34	0	3	1	0	0	0	30	5	0	65	48	6	0	196
16:45 - 17:00	6	0	45	0	2	1	0	0	0	12	5	0	82	49	11	0	213
17:00 - 17:15	14	1	42	0	0	0	0	0	0	33	13	0	69	48	8	0	228
17:15 - 17:30	8	0	56	0	4	1	1	0	0	37	31	0	88	42	8	0	276
17:30 - 17:45	13	0	36	0	5	0	0	0	0	32	17	0	79	52	10	0	244
17:45 - 18:00	10	0	36	0	1	3	0	0	0	28	15	0	81	45	6	0	225

## Intersection Turning Movement Summary

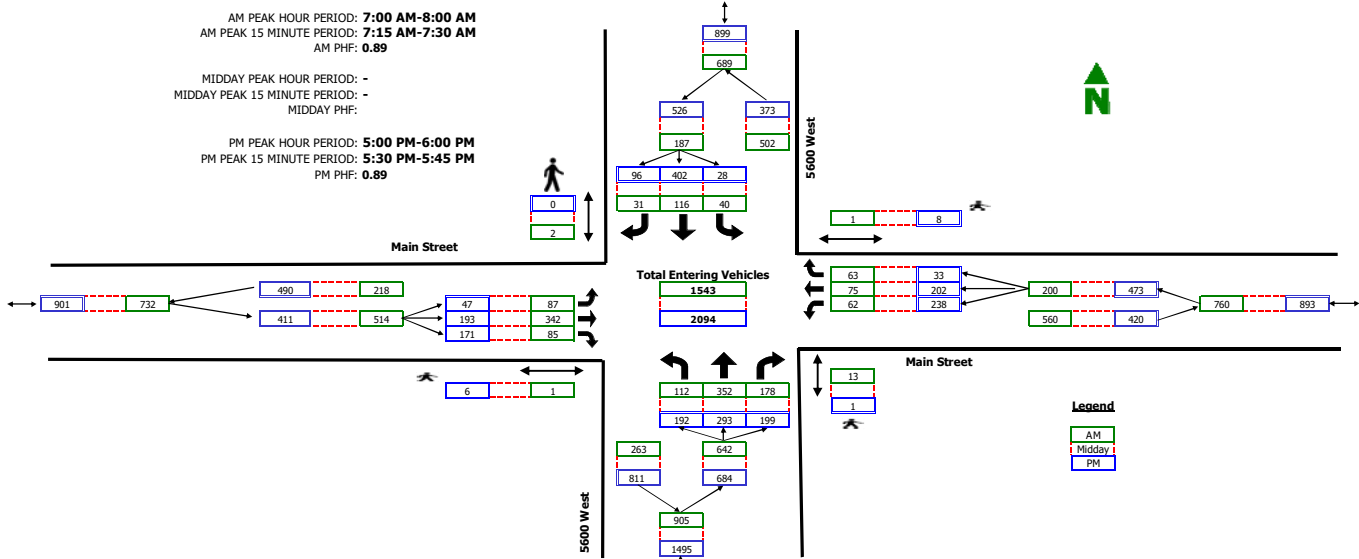
Intersection: 5600 West / Main Street  
North/South: 5600 West  
East/West: Main Street  
Jurisdiction: Herriman  
Project Title: Olympia TIS Update  
Project No: UT19-1472  
Weather: Clear

Date: 9-4-19, Wed  
Day of Week Adjustment: 100.0%  
Month of Year Adjustment: 100.0%  
Adjustment Station #: 0  
Growth Rate: 0.0%  
Number of Years: 0

AM PEAK HOUR PERIOD: 7:00 AM-8:00 AM  
AM PEAK 15 MINUTE PERIOD: 7:15 AM-7:30 AM  
AM PHF: 0.89

MIDDAY PEAK HOUR PERIOD: -  
MIDDAY PEAK 15 MINUTE PERIOD: -  
MIDDAY PHF: -

PM PEAK HOUR PERIOD: 5:00 PM-6:00 PM  
PM PEAK 15 MINUTE PERIOD: 5:30 PM-5:45 PM  
PM PHF: 0.89

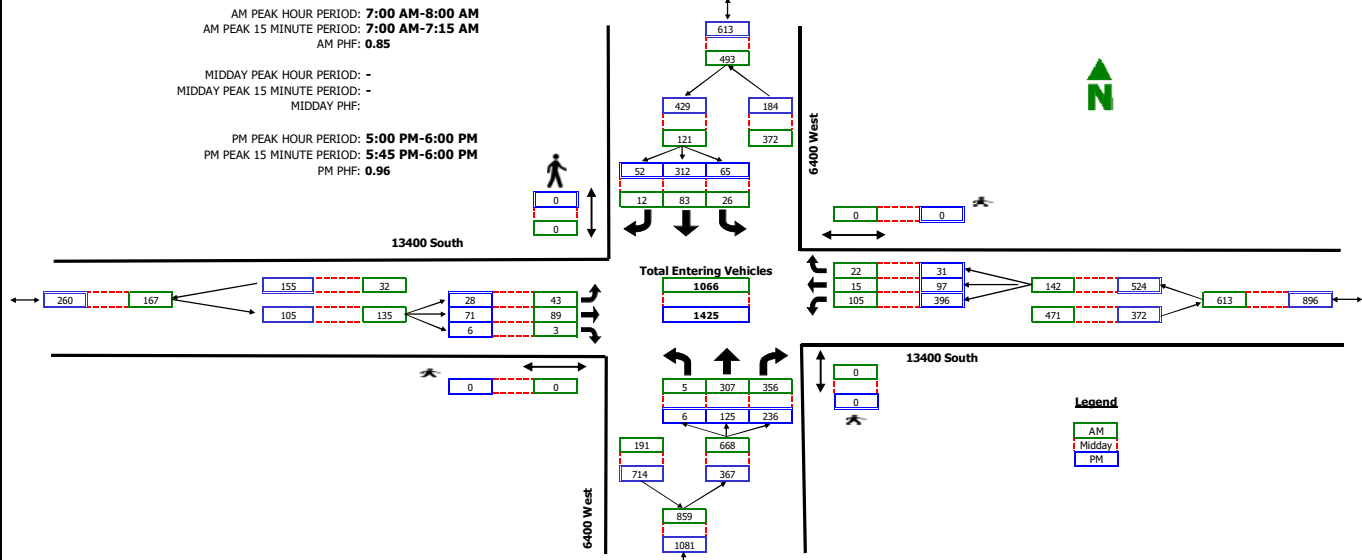


RAW COUNT SUMMARIES	5600 West Northbound				5600 West Southbound				Main Street Eastbound				Main Street Westbound				TOTAL
	Left	Thru	Right	Peds	Left	Thru	Right	Peds	Left	Thru	Right	Peds	Left	Thru	Right	Peds	
<b>AM PERIOD COUNTS</b>																	
Period	A	B	C	D	E	F	G	H	I	J	K	L	M	N	O	P	TOTAL
7:00 - 7:15	53	81	42	4	1	27	6	0	25	101	25	0	14	23	9	0	407
7:15 - 7:30	27	114	48	7	11	24	6	0	27	85	24	1	22	23	21	1	432
7:30 - 7:45	19	88	52	0	14	30	10	0	19	83	17	0	15	8	27	0	382
7:45 - 8:00	13	69	36	2	14	35	9	2	16	73	19	0	11	21	6	0	322
8:00 - 8:15	12	78	56	0	7	29	4	1	15	53	25	0	22	28	9	2	338
8:15 - 8:30	20	51	52	2	9	42	4	0	19	42	18	0	42	24	12	0	335
8:30 - 8:45	17	28	45	1	0	26	8	2	10	49	34	0	14	24	6	2	261
8:45 - 9:00	17	56	37	0	8	33	7	0	11	66	50	1	21	26	2	0	334
<b>MIDDAY PERIOD COUNTS</b>																	
Period	A	B	C	D	E	F	G	H	I	J	K	L	M	N	O	P	TOTAL
9:00 - 9:15	0	0	0	0	0	0	0	0	0	0	0	0	0	0	0	0	0
9:15 - 9:30	0	0	0	0	0	0	0	0	0	0	0	0	0	0	0	0	0
9:30 - 9:45	0	0	0	0	0	0	0	0	0	0	0	0	0	0	0	0	0
9:45 - 10:00	0	0	0	0	0	0	0	0	0	0	0	0	0	0	0	0	0
10:00 - 10:15	0	0	0	0	0	0	0	0	0	0	0	0	0	0	0	0	0
10:15 - 10:30	0	0	0	0	0	0	0	0	0	0	0	0	0	0	0	0	0
10:30 - 10:45	0	0	0	0	0	0	0	0	0	0	0	0	0	0	0	0	0
10:45 - 11:00	0	0	0	0	0	0	0	0	0	0	0	0	0	0	0	0	0
11:00 - 11:15	0	0	0	0	0	0	0	0	0	0	0	0	0	0	0	0	0
11:15 - 11:30	0	0	0	0	0	0	0	0	0	0	0	0	0	0	0	0	0
11:30 - 11:45	0	0	0	0	0	0	0	0	0	0	0	0	0	0	0	0	0
11:45 - 12:00	0	0	0	0	0	0	0	0	0	0	0	0	0	0	0	0	0
12:00 - 12:15	0	0	0	0	0	0	0	0	0	0	0	0	0	0	0	0	0
12:15 - 12:30	0	0	0	0	0	0	0	0	0	0	0	0	0	0	0	0	0
12:30 - 12:45	0	0	0	0	0	0	0	0	0	0	0	0	0	0	0	0	0
12:45 - 13:00	0	0	0	0	0	0	0	0	0	0	0	0	0	0	0	0	0
13:00 - 13:15	0	0	0	0	0	0	0	0	0	0	0	0	0	0	0	0	0
13:15 - 13:30	0	0	0	0	0	0	0	0	0	0	0	0	0	0	0	0	0
13:30 - 13:45	0	0	0	0	0	0	0	0	0	0	0	0	0	0	0	0	0
13:45 - 14:00	0	0	0	0	0	0	0	0	0	0	0	0	0	0	0	0	0
14:00 - 14:15	0	0	0	0	0	0	0	0	0	0	0	0	0	0	0	0	0
14:15 - 14:30	0	0	0	0	0	0	0	0	0	0	0	0	0	0	0	0	0
14:30 - 14:45	0	0	0	0	0	0	0	0	0	0	0	0	0	0	0	0	0
14:45 - 15:00	0	0	0	0	0	0	0	0	0	0	0	0	0	0	0	0	0
15:00 - 15:15	0	0	0	0	0	0	0	0	0	0	0	0	0	0	0	0	0
15:15 - 15:30	0	0	0	0	0	0	0	0	0	0	0	0	0	0	0	0	0
15:30 - 15:45	0	0	0	0	0	0	0	0	0	0	0	0	0	0	0	0	0
15:45 - 16:00	0	0	0	0	0	0	0	0	0	0	0	0	0	0	0	0	0
<b>PM PERIOD COUNTS</b>																	
Period	A	B	C	D	E	F	G	H	I	J	K	L	M	N	O	P	TOTAL
16:00 - 16:15	48	72	36	0	3	69	9	0	15	45	35	4	58	38	11	0	439
16:15 - 16:30	45	55	28	0	6	77	13	4	9	34	27	0	51	47	6	3	398
16:30 - 16:45	27	57	40	3	5	66	27	2	12	58	38	3	72	44	10	0	456
16:45 - 17:00	47	65	32	2	10	107	25	2	16	43	22	2	57	56	10	0	490
17:00 - 17:15	44	68	38	0	7	98	27	0	7	39	35	0	57	54	4	4	478
17:15 - 17:30	57	55	44	1	10	92	24	0	14	48	30	3	66	57	11	2	508
17:30 - 17:45	49	91	50	0	5	118	19	0	13	47	64	3	64	58	8	2	586
17:45 - 18:00	42	79	67	0	6	94	26	0	13	59	42	0	51	33	10	0	522

## Intersection Turning Movement Summary

Intersection: 6400 West / 13400 South  
North/South: 6400 West  
East/West: 13400 South  
Jurisdiction: Herriman  
Project Title: Salt Lake County - Olympia TIS Update  
Project No: UT19-1472  
Weather: Clear

Date: 9-10-19, Tue  
Day of Week Adjustment: 100.0%  
Month of Year Adjustment: 100.0%  
Adjustment Station #: 0  
Growth Rate: 0.0%  
Number of Years: 0



RAW COUNT SUMMARIES	6400 West Northbound				6400 West Southbound				13400 South Eastbound				13400 South Westbound				TOTAL
	Left	Thru	Right	Peds	Left	Thru	Right	Peds	Left	Thru	Right	Peds	Left	Thru	Right	Peds	
<b>AM PERIOD COUNTS</b>																	
Period	A	B	C	D	E	F	G	H	I	J	K	L	M	N	O	P	TOTAL
7:00 - 7:15	2	89	112	0	10	22	3	0	13	34	1	0	13	6	7	0	312
7:15 - 7:30	2	87	89	0	9	20	5	0	10	22	1	0	34	4	6	0	289
7:30 - 7:45	0	52	72	0	2	21	1	0	6	15	1	0	36	3	6	0	215
7:45 - 8:00	1	79	83	0	5	20	3	0	14	18	0	0	22	2	3	0	250
8:00 - 8:15	0	52	67	0	4	26	5	0	13	14	0	0	30	7	4	0	222
8:15 - 8:30	0	36	86	0	5	22	4	0	11	13	0	0	33	4	7	0	221
8:30 - 8:45	0	46	78	0	5	25	5	0	11	18	0	0	33	5	9	0	235
8:45 - 9:00	1	47	74	0	8	15	2	0	20	29	4	0	31	3	4	0	238
<b>MIDDAY PERIOD COUNTS</b>																	
Period	A	B	C	D	E	F	G	H	I	J	K	L	M	N	O	P	TOTAL
9:00 - 9:15	0	0	0	0	0	0	0	0	0	0	0	0	0	0	0	0	0
9:15 - 9:30	0	0	0	0	0	0	0	0	0	0	0	0	0	0	0	0	0
9:30 - 9:45	0	0	0	0	0	0	0	0	0	0	0	0	0	0	0	0	0
9:45 - 10:00	0	0	0	0	0	0	0	0	0	0	0	0	0	0	0	0	0
10:00 - 10:15	0	0	0	0	0	0	0	0	0	0	0	0	0	0	0	0	0
10:15 - 10:30	0	0	0	0	0	0	0	0	0	0	0	0	0	0	0	0	0
10:30 - 10:45	0	0	0	0	0	0	0	0	0	0	0	0	0	0	0	0	0
10:45 - 11:00	0	0	0	0	0	0	0	0	0	0	0	0	0	0	0	0	0
11:00 - 11:15	0	0	0	0	0	0	0	0	0	0	0	0	0	0	0	0	0
11:15 - 11:30	0	0	0	0	0	0	0	0	0	0	0	0	0	0	0	0	0
11:30 - 11:45	0	0	0	0	0	0	0	0	0	0	0	0	0	0	0	0	0
11:45 - 12:00	0	0	0	0	0	0	0	0	0	0	0	0	0	0	0	0	0
12:00 - 12:15	0	0	0	0	0	0	0	0	0	0	0	0	0	0	0	0	0
12:15 - 12:30	0	0	0	0	0	0	0	0	0	0	0	0	0	0	0	0	0
12:30 - 12:45	0	0	0	0	0	0	0	0	0	0	0	0	0	0	0	0	0
12:45 - 13:00	0	0	0	0	0	0	0	0	0	0	0	0	0	0	0	0	0
13:00 - 13:15	0	0	0	0	0	0	0	0	0	0	0	0	0	0	0	0	0
13:15 - 13:30	0	0	0	0	0	0	0	0	0	0	0	0	0	0	0	0	0
13:30 - 13:45	0	0	0	0	0	0	0	0	0	0	0	0	0	0	0	0	0
13:45 - 14:00	0	0	0	0	0	0	0	0	0	0	0	0	0	0	0	0	0
14:00 - 14:15	0	0	0	0	0	0	0	0	0	0	0	0	0	0	0	0	0
14:15 - 14:30	0	0	0	0	0	0	0	0	0	0	0	0	0	0	0	0	0
14:30 - 14:45	0	0	0	0	0	0	0	0	0	0	0	0	0	0	0	0	0
14:45 - 15:00	0	0	0	0	0	0	0	0	0	0	0	0	0	0	0	0	0
15:00 - 15:15	0	0	0	0	0	0	0	0	0	0	0	0	0	0	0	0	0
15:15 - 15:30	0	0	0	0	0	0	0	0	0	0	0	0	0	0	0	0	0
15:30 - 15:45	0	0	0	0	0	0	0	0	0	0	0	0	0	0	0	0	0
15:45 - 16:00	0	0	0	0	0	0	0	0	0	0	0	0	0	0	0	0	0
<b>PM PERIOD COUNTS</b>																	
Period	A	B	C	D	E	F	G	H	I	J	K	L	M	N	O	P	TOTAL
16:00 - 16:15	2	37	46	6	13	47	10	0	4	15	0	2	80	23	5	46	252
16:15 - 16:30	1	36	33	0	11	57	10	0	7	4	0	3	67	19	9	4	254
16:30 - 16:45	1	49	46	0	11	64	12	0	4	12	1	0	75	18	6	0	299
16:45 - 17:00	4	40	59	0	12	65	17	0	7	15	5	0	98	22	9	0	353
17:00 - 17:15	0	43	56	0	14	71	12	0	8	18	2	0	92	26	8	0	350
17:15 - 17:30	1	15	60	0	20	94	17	0	3	13	2	0	102	16	10	0	343
17:30 - 17:45	1	32	67	0	18	70	12	0	12	19	0	0	93	29	8	0	361
17:45 - 18:00	4	35	53	0	13	87	11	0	5	21	2	0	109	26	5	0	371



## Intersection Turning Movement Summary

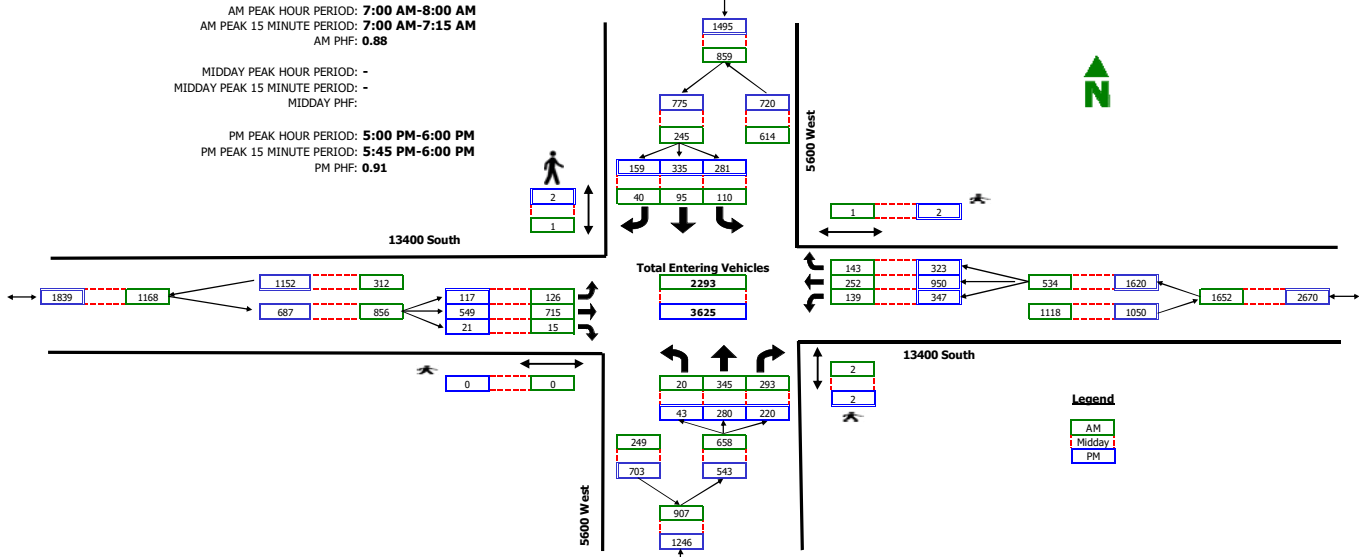
Intersection: 5600 West / 13400 South  
North/South: 5600 West  
East/West: 13400 South  
Jurisdiction: Herriman  
Project Title: Salt Lake County - Olympia TIS Update  
Project No: UT19-1472  
Weather: Clear

Date: 9-10-19, Tue  
Day of Week Adjustment: 100.0%  
Month of Year Adjustment: 100.0%  
Adjustment Station #: 0  
Growth Rate: 0.0%  
Number of Years: 0

AM PEAK HOUR PERIOD: 7:00 AM-8:00 AM  
AM PEAK 15 MINUTE PERIOD: 7:00 AM-7:15 AM  
AM PHF: 0.88

MIDDAY PEAK HOUR PERIOD: -  
MIDDAY PEAK 15 MINUTE PERIOD: -  
MIDDAY PHF: -

PM PEAK HOUR PERIOD: 5:00 PM-6:00 PM  
PM PEAK 15 MINUTE PERIOD: 5:45 PM-6:00 PM  
PM PHF: 0.91



RAW COUNT SUMMARIES	5600 West Northbound				5600 West Southbound				13400 South Eastbound				13400 South Westbound				TOTAL
	Left	Thru	Right	Peds	Left	Thru	Right	Peds	Left	Thru	Right	Peds	Left	Thru	Right	Peds	
<b>AM PERIOD COUNTS</b>																	
Period	A	B	C	D	E	F	G	H	I	J	K	L	M	N	O	P	TOTAL
7:00 - 7:15	7	107	90	1	30	22	15	1	34	219	10	0	35	51	35	0	655
7:15 - 7:30	4	96	98	0	22	28	5	0	27	201	1	0	29	68	42	0	621
7:30 - 7:45	5	76	55	0	29	26	14	0	38	149	1	0	41	78	32	0	544
7:45 - 8:00	4	66	50	1	29	19	6	0	27	146	3	0	34	55	34	1	473
8:00 - 8:15	5	60	61	3	48	23	9	0	19	147	1	0	24	60	35	0	492
8:15 - 8:30	4	72	92	1	47	31	3	0	20	173	1	0	36	80	33	0	592
8:30 - 8:45	5	51	53	1	47	14	10	0	17	161	0	0	42	104	22	0	526
8:45 - 9:00	18	52	33	0	49	20	9	0	27	174	8	0	29	88	54	0	561
<b>MIDDAY PERIOD COUNTS</b>																	
Period	A	B	C	D	E	F	G	H	I	J	K	L	M	N	O	P	TOTAL
9:00 - 9:15	0	0	0	0	0	0	0	0	0	0	0	0	0	0	0	0	0
9:15 - 9:30	0	0	0	0	0	0	0	0	0	0	0	0	0	0	0	0	0
9:30 - 9:45	0	0	0	0	0	0	0	0	0	0	0	0	0	0	0	0	0
9:45 - 10:00	0	0	0	0	0	0	0	0	0	0	0	0	0	0	0	0	0
10:00 - 10:15	0	0	0	0	0	0	0	0	0	0	0	0	0	0	0	0	0
10:15 - 10:30	0	0	0	0	0	0	0	0	0	0	0	0	0	0	0	0	0
10:30 - 10:45	0	0	0	0	0	0	0	0	0	0	0	0	0	0	0	0	0
10:45 - 11:00	0	0	0	0	0	0	0	0	0	0	0	0	0	0	0	0	0
11:00 - 11:15	0	0	0	0	0	0	0	0	0	0	0	0	0	0	0	0	0
11:15 - 11:30	0	0	0	0	0	0	0	0	0	0	0	0	0	0	0	0	0
11:30 - 11:45	0	0	0	0	0	0	0	0	0	0	0	0	0	0	0	0	0
11:45 - 12:00	0	0	0	0	0	0	0	0	0	0	0	0	0	0	0	0	0
12:00 - 12:15	0	0	0	0	0	0	0	0	0	0	0	0	0	0	0	0	0
12:15 - 12:30	0	0	0	0	0	0	0	0	0	0	0	0	0	0	0	0	0
12:30 - 12:45	0	0	0	0	0	0	0	0	0	0	0	0	0	0	0	0	0
12:45 - 13:00	0	0	0	0	0	0	0	0	0	0	0	0	0	0	0	0	0
13:00 - 13:15	0	0	0	0	0	0	0	0	0	0	0	0	0	0	0	0	0
13:15 - 13:30	0	0	0	0	0	0	0	0	0	0	0	0	0	0	0	0	0
13:30 - 13:45	0	0	0	0	0	0	0	0	0	0	0	0	0	0	0	0	0
13:45 - 14:00	0	0	0	0	0	0	0	0	0	0	0	0	0	0	0	0	0
14:00 - 14:15	0	0	0	0	0	0	0	0	0	0	0	0	0	0	0	0	0
14:15 - 14:30	0	0	0	0	0	0	0	0	0	0	0	0	0	0	0	0	0
14:30 - 14:45	0	0	0	0	0	0	0	0	0	0	0	0	0	0	0	0	0
14:45 - 15:00	0	0	0	0	0	0	0	0	0	0	0	0	0	0	0	0	0
15:00 - 15:15	0	0	0	0	0	0	0	0	0	0	0	0	0	0	0	0	0
15:15 - 15:30	0	0	0	0	0	0	0	0	0	0	0	0	0	0	0	0	0
15:30 - 15:45	0	0	0	0	0	0	0	0	0	0	0	0	0	0	0	0	0
15:45 - 16:00	0	0	0	0	0	0	0	0	0	0	0	0	0	0	0	0	0
<b>PM PERIOD COUNTS</b>																	
Period	A	B	C	D	E	F	G	H	I	J	K	L	M	N	O	P	TOTAL
16:00 - 16:15	1	56	36	3	54	85	49	2	19	106	6	0	80	193	79	4	764
16:15 - 16:30	16	50	40	4	48	67	30	0	21	74	7	0	99	182	48	6	682
16:30 - 16:45	12	70	48	2	51	78	41	0	32	96	7	0	98	203	53	1	789
16:45 - 17:00	26	99	48	2	57	96	45	0	26	93	1	0	125	217	65	0	898
17:00 - 17:15	3	65	52	0	66	81	50	2	38	123	8	0	84	231	60	1	861
17:15 - 17:30	9	71	39	1	64	75	41	0	26	143	1	0	84	246	86	1	885
17:30 - 17:45	18	74	60	1	81	96	31	0	24	135	5	0	86	188	85	0	883
17:45 - 18:00	13	70	69	0	70	83	37	0	29	148	7	0	93	285	92	0	996

## Intersection Turning Movement Summary

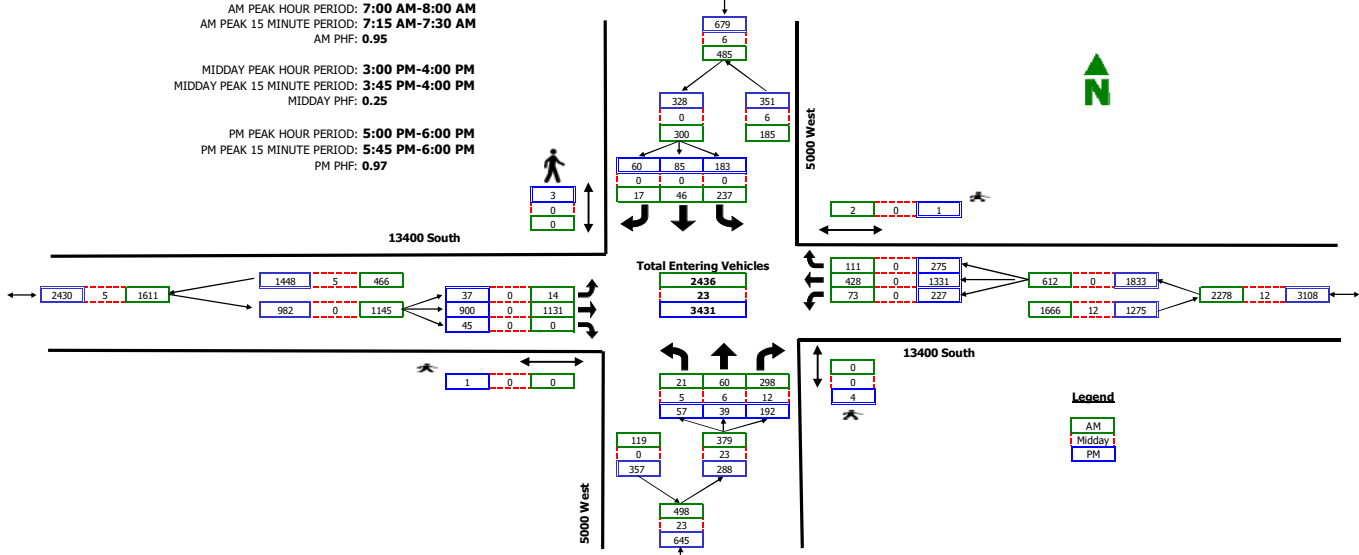
Intersection: 5000 West / 13400 South  
North/South: 5000 West  
East/West: 13400 South  
Jurisdiction: Herriman  
Project Title: Olympia TIS Update  
Project No: UT19-1472  
Weather: Clear

Date: 9-4-19, Wed  
Day of Week Adjustment: 100.0%  
Month of Year Adjustment: 100.0%  
Adjustment Station #: 0  
Growth Rate: 0.0%  
Number of Years: 0

AM PEAK HOUR PERIOD: 7:00 AM-8:00 AM  
AM PEAK 15 MINUTE PERIOD: 7:15 AM-7:30 AM  
AM PHF: 0.95

MIDDAY PEAK HOUR PERIOD: 3:00 PM-4:00 PM  
MIDDAY PEAK 15 MINUTE PERIOD: 3:45 PM-4:00 PM  
MIDDAY PHF: 0.25

PM PEAK HOUR PERIOD: 5:00 PM-6:00 PM  
PM PEAK 15 MINUTE PERIOD: 5:45 PM-6:00 PM  
PM PHF: 0.97

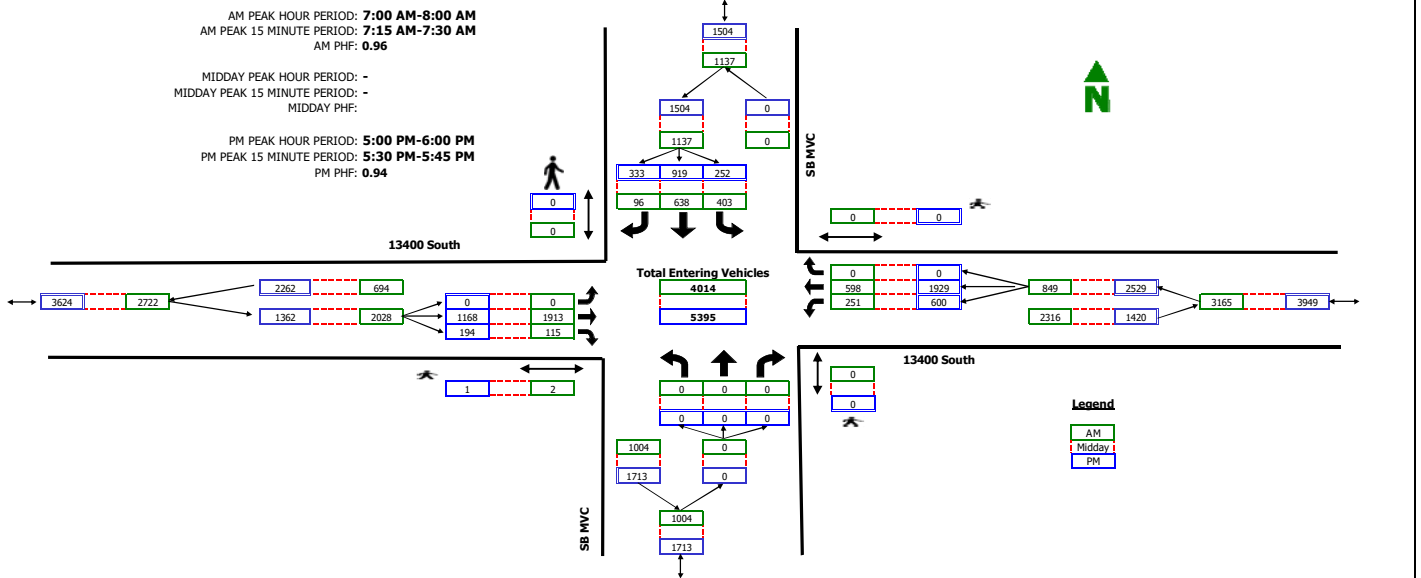


RAW COUNT SUMMARIES	5000 West Northbound				5000 West Southbound				13400 South Eastbound				13400 South Westbound				TOTAL
	Left	Thru	Right	Peds	Left	Thru	Right	Peds	Left	Thru	Right	Peds	Left	Thru	Right	Peds	
<b>AM PERIOD COUNTS</b>																	
Period	A	B	C	D	E	F	G	H	I	J	K	L	M	N	O	P	TOTAL
7:00 - 7:15	3	14	87	0	52	14	4	0	2	321	0	0	11	85	25	0	618
7:15 - 7:30	7	19	71	0	59	12	3	0	1	316	0	0	16	105	34	0	643
7:30 - 7:45	5	15	64	0	68	15	4	0	6	252	0	0	18	111	21	2	579
7:45 - 8:00	6	12	76	0	58	5	6	0	5	242	0	0	28	127	31	0	596
8:00 - 8:15	5	7	73	0	53	8	3	0	6	270	0	0	25	108	33	0	591
8:15 - 8:30	6	6	65	0	63	8	0	0	4	264	0	0	20	99	30	0	565
8:30 - 8:45	8	10	64	0	63	7	6	1	2	295	0	0	31	121	14	0	621
8:45 - 9:00	14	19	87	0	45	10	4	0	9	206	0	0	35	128	24	0	581
<b>MIDDAY PERIOD COUNTS</b>																	
Period	A	B	C	D	E	F	G	H	I	J	K	L	M	N	O	P	TOTAL
9:00 - 9:15	0	0	0	0	0	0	0	0	0	0	0	0	0	0	0	0	0
9:15 - 9:30	0	0	0	0	0	0	0	0	0	0	0	0	0	0	0	0	0
9:30 - 9:45	0	0	0	0	0	0	0	0	0	0	0	0	0	0	0	0	0
9:45 - 10:00	0	0	0	0	0	0	0	0	0	0	0	0	0	0	0	0	0
10:00 - 10:15	0	0	0	0	0	0	0	0	0	0	0	0	0	0	0	0	0
10:15 - 10:30	0	0	0	0	0	0	0	0	0	0	0	0	0	0	0	0	0
10:30 - 10:45	0	0	0	0	0	0	0	0	0	0	0	0	0	0	0	0	0
10:45 - 11:00	0	0	0	0	0	0	0	0	0	0	0	0	0	0	0	0	0
11:00 - 11:15	0	0	0	0	0	0	0	0	0	0	0	0	0	0	0	0	0
11:15 - 11:30	0	0	0	0	0	0	0	0	0	0	0	0	0	0	0	0	0
11:30 - 11:45	0	0	0	0	0	0	0	0	0	0	0	0	0	0	0	0	0
11:45 - 12:00	0	0	0	0	0	0	0	0	0	0	0	0	0	0	0	0	0
12:00 - 12:15	0	0	0	0	0	0	0	0	0	0	0	0	0	0	0	0	0
12:15 - 12:30	0	0	0	0	0	0	0	0	0	0	0	0	0	0	0	0	0
12:30 - 12:45	0	0	0	0	0	0	0	0	0	0	0	0	0	0	0	0	0
12:45 - 13:00	0	0	0	0	0	0	0	0	0	0	0	0	0	0	0	0	0
13:00 - 13:15	0	0	0	0	0	0	0	0	0	0	0	0	0	0	0	0	0
13:15 - 13:30	0	0	0	0	0	0	0	0	0	0	0	0	0	0	0	0	0
13:30 - 13:45	0	0	0	0	0	0	0	0	0	0	0	0	0	0	0	0	0
13:45 - 14:00	0	0	0	0	0	0	0	0	0	0	0	0	0	0	0	0	0
14:00 - 14:15	0	0	0	0	0	0	0	0	0	0	0	0	0	0	0	0	0
14:15 - 14:30	0	0	0	0	0	0	0	0	0	0	0	0	0	0	0	0	0
14:30 - 14:45	0	0	0	0	0	0	0	0	0	0	0	0	0	0	0	0	0
14:45 - 15:00	0	0	0	0	0	0	0	0	0	0	0	0	0	0	0	0	0
15:00 - 15:15	0	0	0	0	0	0	0	0	0	0	0	0	0	0	0	0	0
15:15 - 15:30	0	0	0	0	0	0	0	0	0	0	0	0	0	0	0	0	0
15:30 - 15:45	0	0	0	0	0	0	0	0	0	0	0	0	0	0	0	0	0
15:45 - 16:00	5	6	12	0	0	0	0	0	0	0	0	0	0	0	0	0	23
<b>PM PERIOD COUNTS</b>																	
Period	A	B	C	D	E	F	G	H	I	J	K	L	M	N	O	P	TOTAL
16:00 - 16:15	9	9	39	0	30	13	10	0	11	199	12	0	52	290	43	0	717
16:15 - 16:30	13	13	46	0	36	14	11	1	5	173	10	0	44	333	60	0	758
16:30 - 16:45	11	7	48	2	39	14	11	3	6	159	14	2	65	311	64	0	749
16:45 - 17:00	16	8	36	1	42	24	11	0	9	205	9	0	62	327	54	0	803
17:00 - 17:15	10	9	40	2	41	17	14	1	7	221	9	0	44	319	65	0	796
17:15 - 17:30	11	12	46	0	51	23	20	0	9	241	9	0	47	358	49	1	876
17:30 - 17:45	20	13	61	2	43	24	14	0	9	229	11	1	62	320	70	0	876
17:45 - 18:00	16	5	45	0	48	21	12	2	12	209	16	0	74	334	91	0	883

## Intersection Turning Movement Summary

Intersection: SB MVC / 13400 South  
North/South: SB MVC  
East/West: 13400 South  
Jurisdiction: Riverton  
Project Title: Olympia TIS Update  
Project No: UT19-1472  
Weather: Clear

Date: 9-4-19, Wed  
Day of Week Adjustment: 100.0%  
Month of Year Adjustment: 100.0%  
Adjustment Station #: 0  
Growth Rate: 0.0%  
Number of Years: 0

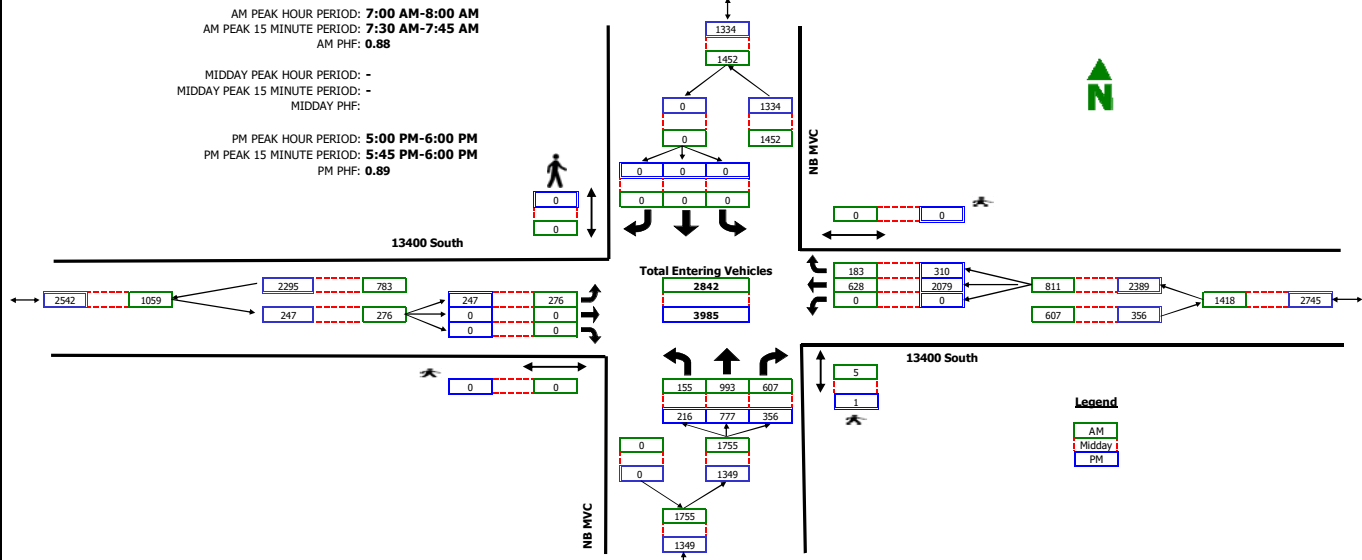


RAW COUNT SUMMARIES	SB MVC Northbound				SB MVC Southbound				13400 South Eastbound				13400 South Westbound				TOTAL
	Left	Thru	Right	Peds	Left	Thru	Right	Peds	Left	Thru	Right	Peds	Left	Thru	Right	Peds	
<b>AM PERIOD COUNTS</b>																	
Period	A	B	C	D	E	F	G	H	I	J	K	L	M	N	O	P	TOTAL
7:00 - 7:15	0	0	0	0	82	193	13	0	0	519	31	0	75	129	0	0	1042
7:15 - 7:30	0	0	0	0	118	190	28	0	0	464	31	1	79	139	0	0	1049
7:30 - 7:45	0	0	0	0	113	156	23	0	0	466	26	1	59	147	0	0	990
7:45 - 8:00	0	0	0	0	90	99	32	0	0	464	27	0	38	183	0	0	933
8:00 - 8:15	0	0	0	0	87	123	25	0	0	410	19	0	48	156	0	0	868
8:15 - 8:30	0	0	0	0	92	130	27	0	0	425	18	0	49	132	0	0	873
8:30 - 8:45	0	0	0	0	87	114	36	0	0	469	20	1	61	171	0	0	958
8:45 - 9:00	0	0	0	0	84	107	43	0	0	398	14	0	62	175	0	0	883
<b>MIDDAY PERIOD COUNTS</b>																	
Period	A	B	C	D	E	F	G	H	I	J	K	L	M	N	O	P	TOTAL
9:00 - 9:15	0	0	0	0	0	0	0	0	0	0	0	0	0	0	0	0	0
9:15 - 9:30	0	0	0	0	0	0	0	0	0	0	0	0	0	0	0	0	0
9:30 - 9:45	0	0	0	0	0	0	0	0	0	0	0	0	0	0	0	0	0
9:45 - 10:00	0	0	0	0	0	0	0	0	0	0	0	0	0	0	0	0	0
10:00 - 10:15	0	0	0	0	0	0	0	0	0	0	0	0	0	0	0	0	0
10:15 - 10:30	0	0	0	0	0	0	0	0	0	0	0	0	0	0	0	0	0
10:30 - 10:45	0	0	0	0	0	0	0	0	0	0	0	0	0	0	0	0	0
10:45 - 11:00	0	0	0	0	0	0	0	0	0	0	0	0	0	0	0	0	0
11:00 - 11:15	0	0	0	0	0	0	0	0	0	0	0	0	0	0	0	0	0
11:15 - 11:30	0	0	0	0	0	0	0	0	0	0	0	0	0	0	0	0	0
11:30 - 11:45	0	0	0	0	0	0	0	0	0	0	0	0	0	0	0	0	0
11:45 - 12:00	0	0	0	0	0	0	0	0	0	0	0	0	0	0	0	0	0
12:00 - 12:15	0	0	0	0	0	0	0	0	0	0	0	0	0	0	0	0	0
12:15 - 12:30	0	0	0	0	0	0	0	0	0	0	0	0	0	0	0	0	0
12:30 - 12:45	0	0	0	0	0	0	0	0	0	0	0	0	0	0	0	0	0
12:45 - 13:00	0	0	0	0	0	0	0	0	0	0	0	0	0	0	0	0	0
13:00 - 13:15	0	0	0	0	0	0	0	0	0	0	0	0	0	0	0	0	0
13:15 - 13:30	0	0	0	0	0	0	0	0	0	0	0	0	0	0	0	0	0
13:30 - 13:45	0	0	0	0	0	0	0	0	0	0	0	0	0	0	0	0	0
13:45 - 14:00	0	0	0	0	0	0	0	0	0	0	0	0	0	0	0	0	0
14:00 - 14:15	0	0	0	0	0	0	0	0	0	0	0	0	0	0	0	0	0
14:15 - 14:30	0	0	0	0	0	0	0	0	0	0	0	0	0	0	0	0	0
14:30 - 14:45	0	0	0	0	0	0	0	0	0	0	0	0	0	0	0	0	0
14:45 - 15:00	0	0	0	0	0	0	0	0	0	0	0	0	0	0	0	0	0
15:00 - 15:15	0	0	0	0	0	0	0	0	0	0	0	0	0	0	0	0	0
15:15 - 15:30	0	0	0	0	0	0	0	0	0	0	0	0	0	0	0	0	0
15:30 - 15:45	0	0	0	0	0	0	0	0	0	0	0	0	0	0	0	0	0
15:45 - 16:00	0	0	0	0	0	0	0	0	0	0	0	0	0	0	0	0	0
<b>PM PERIOD COUNTS</b>																	
Period	A	B	C	D	E	F	G	H	I	J	K	L	M	N	O	P	TOTAL
16:00 - 16:15	0	0	0	0	65	177	63	0	0	311	25	0	156	401	0	0	1200
16:15 - 16:30	0	0	0	0	56	214	77	0	0	232	42	1	140	407	0	0	1168
16:30 - 16:45	0	0	0	0	67	231	82	0	0	292	38	2	168	396	0	0	1274
16:45 - 17:00	0	0	0	0	67	208	76	0	0	267	28	0	141	457	0	0	1244
17:00 - 17:15	0	0	0	0	73	236	65	0	0	239	49	0	152	463	0	0	1277
17:15 - 17:30	0	0	0	0	59	214	76	0	0	260	38	1	143	501	0	0	1291
17:30 - 17:45	0	0	0	0	59	256	82	0	0	349	66	0	153	469	0	0	1434
17:45 - 18:00	0	0	0	0	61	213	110	0	0	320	41	0	152	496	0	0	1393

## Intersection Turning Movement Summary

Intersection: NB MVC / 13400 South  
North/South: NB MVC  
East/West: 13400 South  
Jurisdiction: Riverton  
Project Title: Olympia TIS Update  
Project No: UT19-1472  
Weather: Clear

Date: 9-4-19, Wed  
Day of Week Adjustment: 100.0%  
Month of Year Adjustment: 100.0%  
Adjustment Station #: 0  
Growth Rate: 0.0%  
Number of Years: 0



RAW COUNT SUMMARIES	NB MVC Northbound				NB MVC Southbound				13400 South Eastbound				13400 South Westbound				TOTAL
	Left	Thru	Right	Peds	Left	Thru	Right	Peds	Left	Thru	Right	Peds	Left	Thru	Right	Peds	
<b>AM PERIOD COUNTS</b>																	
Period	A	B	C	D	E	F	G	H	I	J	K	L	M	N	O	P	TOTAL
7:00 - 7:15	17	213	136	2	0	0	0	0	62	0	0	0	0	146	40	0	614
7:15 - 7:30	37	233	152	1	0	0	0	0	60	0	0	0	0	177	43	0	702
7:30 - 7:45	47	299	172	2	0	0	0	0	90	0	0	0	0	154	46	0	808
7:45 - 8:00	54	248	147	0	0	0	0	0	64	0	0	0	0	151	54	0	718
8:00 - 8:15	44	236	119	0	0	0	0	0	68	0	0	0	0	163	29	0	659
8:15 - 8:30	25	224	140	0	0	0	0	0	72	0	0	0	0	163	33	0	657
8:30 - 8:45	30	166	130	1	0	0	0	0	65	0	1	0	0	167	37	0	595
8:45 - 9:00	33	147	101	0	0	0	0	0	48	0	0	0	0	191	27	0	547
<b>MIDDAY PERIOD COUNTS</b>																	
Period	A	B	C	D	E	F	G	H	I	J	K	L	M	N	O	P	TOTAL
9:00 - 9:15	0	0	0	0	0	0	0	0	0	0	0	0	0	0	0	0	0
9:15 - 9:30	0	0	0	0	0	0	0	0	0	0	0	0	0	0	0	0	0
9:30 - 9:45	0	0	0	0	0	0	0	0	0	0	0	0	0	0	0	0	0
9:45 - 10:00	0	0	0	0	0	0	0	0	0	0	0	0	0	0	0	0	0
10:00 - 10:15	0	0	0	0	0	0	0	0	0	0	0	0	0	0	0	0	0
10:15 - 10:30	0	0	0	0	0	0	0	0	0	0	0	0	0	0	0	0	0
10:30 - 10:45	0	0	0	0	0	0	0	0	0	0	0	0	0	0	0	0	0
10:45 - 11:00	0	0	0	0	0	0	0	0	0	0	0	0	0	0	0	0	0
11:00 - 11:15	0	0	0	0	0	0	0	0	0	0	0	0	0	0	0	0	0
11:15 - 11:30	0	0	0	0	0	0	0	0	0	0	0	0	0	0	0	0	0
11:30 - 11:45	0	0	0	0	0	0	0	0	0	0	0	0	0	0	0	0	0
11:45 - 12:00	0	0	0	0	0	0	0	0	0	0	0	0	0	0	0	0	0
12:00 - 12:15	0	0	0	0	0	0	0	0	0	0	0	0	0	0	0	0	0
12:15 - 12:30	0	0	0	0	0	0	0	0	0	0	0	0	0	0	0	0	0
12:30 - 12:45	0	0	0	0	0	0	0	0	0	0	0	0	0	0	0	0	0
12:45 - 13:00	0	0	0	0	0	0	0	0	0	0	0	0	0	0	0	0	0
13:00 - 13:15	0	0	0	0	0	0	0	0	0	0	0	0	0	0	0	0	0
13:15 - 13:30	0	0	0	0	0	0	0	0	0	0	0	0	0	0	0	0	0
13:30 - 13:45	0	0	0	0	0	0	0	0	0	0	0	0	0	0	0	0	0
13:45 - 14:00	0	0	0	0	0	0	0	0	0	0	0	0	0	0	0	0	0
14:00 - 14:15	0	0	0	0	0	0	0	0	0	0	0	0	0	0	0	0	0
14:15 - 14:30	0	0	0	0	0	0	0	0	0	0	0	0	0	0	0	0	0
14:30 - 14:45	0	0	0	0	0	0	0	0	0	0	0	0	0	0	0	0	0
14:45 - 15:00	0	0	0	0	0	0	0	0	0	0	0	0	0	0	0	0	0
15:00 - 15:15	0	0	0	0	0	0	0	0	0	0	0	0	0	0	0	0	0
15:15 - 15:30	0	0	0	0	0	0	0	0	0	0	0	0	0	0	0	0	0
15:30 - 15:45	0	0	0	0	0	0	0	0	0	0	0	0	0	0	0	0	0
15:45 - 16:00	0	0	0	0	0	0	0	0	0	0	0	0	0	0	0	0	0
<b>PM PERIOD COUNTS</b>																	
Period	A	B	C	D	E	F	G	H	I	J	K	L	M	N	O	P	TOTAL
16:00 - 16:15	43	147	72	1	0	0	0	0	52	0	0	0	0	504	59	3	877
16:15 - 16:30	46	184	71	1	0	0	0	0	43	0	0	0	0	542	46	0	932
16:30 - 16:45	40	169	70	1	0	0	0	0	64	0	0	0	0	477	73	0	893
16:45 - 17:00	54	211	92	0	0	0	0	0	49	0	0	0	0	548	60	0	1014
17:00 - 17:15	38	203	85	0	0	0	0	0	48	0	0	0	0	473	71	0	918
17:15 - 17:30	67	201	92	0	0	0	0	0	64	0	0	0	0	540	73	0	1037
17:30 - 17:45	40	167	81	1	0	0	0	0	72	0	0	0	0	468	81	0	909
17:45 - 18:00	71	206	98	0	0	0	0	0	63	0	0	0	0	598	85	0	1121